


SEGA™

RBI '94 BASEBALL

SEGA
GENESIS



TENGEN

MANUFACTURED FOR PLAY ON THE SEGA™ GENESIS™ SYSTEM.

WARNING: READ BEFORE USING YOUR SEGA VIDEO GAME SYSTEM.

A very small percentage of individuals may experience epileptic seizures when exposed to certain light patterns or flashing lights. Exposure to certain patterns or backgrounds on a television screen or while playing video games may induce an epileptic seizure in these individuals. Certain conditions may induce previously undetected epileptic symptoms even in persons who have no history of prior seizures or epilepsy. If you, or anyone in your family, has an epileptic condition, consult your physician prior to playing. If you experience any of the following symptoms while playing a video game — dizziness, altered vision, eye or muscle twitches, loss of awareness, disorientation, any involuntary movement, or convulsions — IMMEDIATELY discontinue use and consult your physician before resuming play.



This official seal is your assurance that this product meets the highest quality standards of SEGA™. Buy games and accessories with this seal to be sure that they are compatible with the SEGA™ GENESIS™ SYSTEM.

CONTENTS

Introduction	1
Starting the Game	1
Handling Your Cartridge	2
Controls	2
Main Game Menu	5
Team Selection	8
Calling Time Out	9
Home Run Derby	11
Game Breakers	11
Create Teams	12
Defense Practice	12
Pickles	12
Reading the Newspaper Screens	13
Reading the View Teams Screens	14
Passwords	15
Main Screen Displays	15
Game Tips	15
Stats	17

INTRODUCTION

Are you ready to mix it up with the pros? Ready for gameplay that's twice as fast as RBI '93? Ready to control over 800 real players from all 28 Major League teams? How about more and higher quality voices and sounds — featuring Jack Buck with audio play assist? Does a real '94 baseball schedule with a 162-game season, playoffs and world championship sound good?

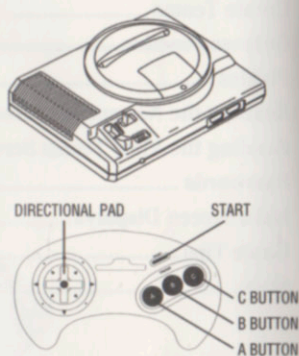
Hey, you're ready for RBI '94! It's got all this and so much more — including the new East-Central-West division structure, on-screen baseball card-style player portraits with '93 stats, and rotoscoped animation for more lifelike movement of players!

RBI '94. Everything else is old.

STARTING THE GAME

1. Set up your Sega Genesis System as described in its instruction manual.
2. Make sure the power is off, then insert this cartridge into the Genesis console.
3. Turn the power switch on. In a few moments the title screen appears.
4. Press the Start Button on the Genesis Control Pad to advance past the title sequence and begin play.
5. If the title screen doesn't appear, turn the power switch off. Make sure your system is set up correctly and the cartridge is properly inserted. Then turn the power switch on.

Important: Always make sure the power switch is turned off when inserting or removing your cartridge.



HANDLING YOUR CARTRIDGE

- The Sega Genesis Cartridge is intended for use exclusively with the SEGA™ GENESIS™ SYSTEM.
- Do not bend it, crush it, or submerge it in liquids.
- Do not leave it in direct sunlight or near a radiator or other source of heat.
- Be sure to take an occasional recess during extended play, to rest yourself and the Sega Cartridge.

Warning to owners of projection televisions: Still pictures or images may cause permanent picture-tube damage or mark the phosphor of the CRT. Avoid repeated or extended use of video games on large screen projection televisions.

1. CONTROLS:

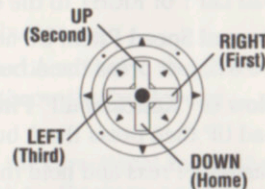
At the Plate

Adjust the Batter's Stance:

Move the directional pad in the desired direction.

Swing the Bat: Press and hold the A button for a complete swing. You get a "check swing" if you let go of the A button before the bat crosses the plate.

To Bunt: Press the C button. Press the C button again to return the bat to the ready position.



Base Running

Advance to the Next Base: Choose your destination with the directional pad and press the B button.

Return to Previous Base: Choose your destination with the directional pad and press the C button.

Take an Extra Lead: Your base runner automatically takes a small lead. To take an extra lead, hold the B button and press the directional pad in the direction of the base that you wish to move toward. You will see the runner take the extra step off the base. If you take the extra lead, and the pitcher throws to the base, you could be caught off the base for an out.

Cancel an Extra Lead: Press the directional pad toward the base that you wish to return to, then press the B button.

Steal a Base: As the pitcher gets set, press and hold the B button, then rapidly press the directional pad in the direction of the base that you wish to run to. When the ball is pitched, the runner will then take off to the next base.

On the Mound

Position the Pitcher on the Mound: Press the directional pad LEFT or RIGHT to the desired location.

Normal Speed Pitch: Do not press the directional pad UP or DOWN, just press the A button.

Slow or "Knuckleball" Pitch: Press and hold the directional pad UP then press the A button.

Fastball: Press and hold the directional pad DOWN then press the A button.

Control the Ball: Move the directional pad LEFT or RIGHT after the pitch is thrown.

Attempt a Pick-Off: Hold the directional pad toward the base you want to throw to, then press the B button. If no direction is selected, the pitcher will hold the ball at the mound.

Spitball: Hold down the C button, and press the A button to pitch. A Spitball looks like a normal pitch, then drops just before it crosses the plate. The spitball is considered an illegal pitch and should only be used in important situations, especially when there are two strikes on the batter. The pitch will not always drop, so be careful! The first time that a pitcher gets caught, he will receive a warning, the second time, he will be ejected. If the pitcher receives a warning or ejection, the pitch will be called a ball.

Pitch-Out: Move the pitcher to the side of the mound, continue to hold the Directional Pad in that position, hold down the C button, then press the A button to pitch. A pitch-out is the speed of a fastball, but will use only the stamina of a normal speed pitch. If you throw a pitch-out, the catcher will automatically throw the ball if a runner is trying to steal.

Fielding the Ball

Throw to First Base: Press the A button.

Throw to Any Base: Hold the Directional Pad in the direction of the base that you wish to throw the ball to, and press the A button.

Rifle the Ball to Any Base: Press the Directional Pad in the direction of the base that you wish to throw to, and press the A button simultaneously.

Run to a Base: Hold the directional pad in the direction of the base that you wish to run to and press the B button. When no base is selected, the fielder will run to first base.

Dive: When the ball is hit, press the Directional Pad in the direction of the ball and press the B button.

Jump: When the ball is hit, press the C button.

Override Computer Defense Before Picking Up the Ball: Press and hold the A button (useful for charging the ball).

Note: The pitcher cannot jump or dive.

2. MAIN GAME MENU

From the demo mode, press START to reach the Main Game Menu. To make a selection, move the directional pad UP or DOWN to position the ball next to the desired selection. Press the A button to cycle forward through the various option choices under that selection, or the B button to cycle backwards. Once you have made all of your selections and play adjustments, press the START button to begin play. At the Main Game Menu you can select from the following options:

Game Type

- **Play Ball** – Normal 9 inning game.
- **Home Run Derby** – Swing for the fences with your favorite slugger.
- **Game Breakers** – Take part in any of 17 white-knuckled game breaking situations.
- **Create Teams** – Make your own dream team.
- **Sound Test** – Listen to the sound effects of the game. Press the Directional Pad LEFT or RIGHT to select a sound, press the A button to play the selected sound. Press the B button to stop the sound. Press START to return to the Main Menu.
- **Stadium Tour** – Use the Directional Pad to view each team's home park, from home plate to the bleachers. Press the A button to see the next stadium. Press the B button to see the previous stadium. Press START to return to the Main Menu.
- **View Teams** – View all of the teams' rosters in the game by moving the Directional Pad LEFT or RIGHT. Press the A button to see the pitchers. (See page 14, section 11, for abbreviation descriptions).

- **Defense Practice** – Take to the field and hone your defensive skills by shagging flies, line drives, and grounders.
- **Pickles** – Practice your base running and fielding skills.
- **View Portraits** – See all of the player portraits in the game. Press RIGHT or the B button to see the next portrait. Press LEFT or the A button to see the previous portrait. Press the C button to advance to the next team. Press the START button to exit.

Series Type

- **Single Game** – One game, no passwords.
- **Best of Seven** – In a 1 player game, there is no password.
- **Play Division** – Play every team in one of the four divisions. The four divisions in Play Divisions are 1993 American, 1993 National, American division winners, and National division winners.
- **Play All Teams** – Play all of the teams in the cartridge.
- **80 Game Season** – 1 player only, play an 80 game season.
- **162 Game Season** – 1 player only, play the actual '94 season.

Players

- **Computer vs. Human** – 1 player game, you are the home team.
- **Human vs. Computer** – 1 player game, computer is the home team.
- **Human vs. Human** – 2 players, player two is the home team.
- **Computer vs. Computer** – Manager mode, both controllers can be used to override the computer's control and to make substitutions. Or you can just watch the game.

Password

- **No** – You do not want to enter a password.
- **Yes** – Press START to enter a password. Note: The “series type” will determine the type of password that you can enter.

Options

- **No** – Do not go to the options screen.
- **Yes** – Press START to go to the options screen.

Options Screen

Difficulty:

- **Easy** – After the ball is hit, an “X” will appear to show where the fielder should stand to catch the ball. Computer defense speed is slow, and the computer batter is not selective when choosing to swing at a pitch.
- **Medium** – No “X” in the field. Computer defense speed is normal, and the computer batter is more selective at the plate.
- **Hard** – No “X” in the field. Computer defense speed is fast, and the computer batter is very selective at the plate.

Music:

- **On** – The background music plays during the game.
- **Off** – There is no background music during the game.

Note: Sound effects are always present.

Defense Mode:

- **Computer Assisted** – When the fielders are off screen, the computer will move the fielders toward the ball. Once a fielder is on the screen, you must control him.
- **Manual** – You do all of the fielding yourself.
- **Automatic** – The computer moves the fielders to the ball.

Note: In all defense modes, you must throw the ball yourself.

Errors:

- **Yes** – Random errors can happen.
- **No** – No random errors will happen.

Note: A random error is caused by the computer, you can still make an error if you misplay the ball.

Movies:

- **Yes** – Play the movies that appear in the top left and right corners of the screen.
- **No** – Do not play the movies.

Note: Some movies cannot be turned off.

Crazyball:

- **Yes** – Crazy sound effects replace the normal sounds.
- **No** – Normal sound effects.

3. TEAM SELECTION

Selecting Your Team:

Use the Directional Pad to move the cursor next to the team that you wish to be, then press the A button to enter that selection. Repeat this procedure to select the opposing team.

Selecting Your Pitcher:

To select a pitcher, position the cursor next to your desired selection, and press the A button to enter your choice.

Selecting Your Starting Lineup:

You can adjust your lineup before each game. Begin by moving the cursor next to the player that you wish to reposition, then press the B button to shade that player. Next, move the cursor to the position that you wish to move the shaded player to, then press the B button again. That player will then automatically switch positions with the player currently occupying that roster spot. Repeat this procedure until you have completed your new order. To view player statistics, press the C button. To accept the current lineup, press the A button. To begin play, press the START button at the flag screen.

4. CALLING TIME OUT

Batter Time Out Options

• **SUB (Substitution)** – Use this option to insert a new batter or baserunner. To make a substitution, position your cursor at the player in the “PLAYING” column that you wish to remove from the game, then position the cursor at the player in the “BENCH” column that you wish to bring into the game. The names will appear at the top of the screen under “REPLACE” and “WITH”, when you have the desired setup, press the A button to do the substitution. To exit this screen without a substitution, press the START button.

• **Sw. Hit (Switch Hit)** – Switch the side of the plate that you are batting from. Highlight the option and press the A button to switch hit.

• **Dbl Sw (Double Switch)** – Insert a new pitcher and fielder. This option allows you to change a pitcher and a fielder. The advantage of a double switch is that a fielder is taken out of the game and the new pitcher is inserted into his position in the batting order, then the new fielder goes into the old pitcher’s position in the batting order. This allows you to move the “pitcher’s spot” in the batting order to delay having a pitcher bat. Move the cursor to the bench player that you wish to insert for the current pitcher, his name will appear under the word “with”. Then press the A button. Move the cursor to select the current fielder that the new pitcher will replace, then press RIGHT. Position the cursor on the new pitcher and press the A button.

Note: Double switches are only available when the home team is National League.

• **Score (Scoreboard)** – View the scoreboard screen. Highlight the option and press the A button to see the scoreboard.

• **Replay (Instant Replay)** – Replay the last fielding play. Highlight the option and press the A button to see the replay.

• **Movies** – Turn the movies on or off. Highlight the option and press the A button to change the setting. The results of the change will be displayed.

• **Music** – Turn the background music on or off. Highlight the option and press the A button to change the setting. The results of the change will be displayed.

• **Time In** – Return to the game.

Pitcher Time Out Options

• **Relief** – Insert a new pitcher. Move the cursor to the relief pitcher that you wish to use and press the A button to make the substitution and continue gameplay.

• **SUB** – Insert a new fielder. Move the cursor to the fielder that you wish to replace. His name will appear under the word “replace”. Then press RIGHT and move the cursor to the bench player that you wish to insert. His name will appear under the word “with”. When you have the desired setup, press the A button.

• **Def Nrm (Defense position)** – Press the A button to select In, Normal, or Out.

• **Dbl Sw** – Insert a new pitcher and fielder.

• **Score** – View the scoreboard screen.

• **Replay** – Replay the last fielding play.

• **Movies** – Turn the movies on or off.

• **Time In** – Return to the game.

5. HOME RUN DERBY

To begin the Derby, you must first select your team, then select a batter. To select your batter, use the Directional Pad to highlight a player and press the A button to enter your selection. Then select the approximate speed of the pitches by pressing LEFT or RIGHT to change the speed. You get 20 pitches from the machine. Hit 3 home runs for a bronze, 5 for a silver, 8 for a gold, and 11 or more for a special prize.

Note: In a 2-player home run derby, both batters swing in player one's home stadium.

6. GAME BREAKERS

To make a play selection in Game Breakers, choose your teams and you will be taken to the Game Breakers screen. Now use the Directional Pad to highlight a situation on the left column. The details of the situation will appear in the right column. Then press the A button to select a situation. Before you begin to play you will be asked to select a relief pitcher.

Note: In Game Breakers your password is only updated when you win a game. The password is displayed only on the Game Breakers screen, not on the newspaper screen.

7. CREATE TEAMS

To create your own Dream Team, choose your teams and you will be taken to the "Select Your Pitchers" screen. The left side of the screen shows your current bullpen, the right side displays the bullpen of the team that you wish to select players from. To cycle through the various team bullpens, press the Directional Pad LEFT or RIGHT. To make a pitcher selection, position the cursor next to the pitcher that you want and press the A button. Now reposition the cursor next to the player on the current roster that you wish to replace and press the A button again to add the new pitcher to your team. Repeat this procedure until you have filled your pitching staff. Use the same procedure for the opposing team. Once you have built your bullpen, press the START button and you will be taken to the "Select Your Lineup" screen. Use the procedure described above to fill the rest of your roster with your favorite batters.

8. DEFENSE PRACTICE

You get 20 chances to practice your defensive skills. Some of the chances require pressing the A button to override the computer defense. You get 1 point for each out that you score. A trophy will be awarded based on your score.

9. PICKLES

You get 20 chances to practice your base running and fielding skills. The red team is player 1 and the blue team is player 2. In the first 10 games, player 1 plays defense. In the last 10 games, player 1 is the runner. If the runner makes it to the next base, the runner gets 1 point. If the runner is tagged out, the fielder gets 1 point. If the runner goes back to the base that he left from, there is no score. A trophy will be awarded based on your score.

10. READING THE NEWSPAPER SCREENS

- **Page 1** – The headlines show a win or a loss for the team.
- **Page 2** – The MVP (Most Valuable Player) including his portrait, the current series record, the line score, team box scores and your current password. (Write it down!)
- **Pages 3, 4, 5, 6** – Box scores. These show the statistics for each single game.

Batters:

AB: At Bats.	2B: Doubles (2 Bases).
R: Runs.	HR: Home Runs.
H: Hits.	SO: Strike Outs.
B: Runs Batted In.	BB: Walks (Bases on Balls).
Team Avg: Batting Average for the Team.	

Pitchers:

IP: Innings Pitched.	R: Runs.
H: Hits.	BB: Walks (Bases on Balls).

- **Page 7** – Season Standings.

W: Wins.	L: Losses.
GB: Games Behind First Place.	

All playoff series are "best of seven". Home field advantage goes to the team with the better record. Series are played - 2 home, 3 away, 2 home. At the end of the season, the four teams that will be in the playoff from each league are: The division winner from west, central, and east, plus the team with the best record that did not win a division (wildcard). The division winner with the best record will play the wildcard team. The other two division winners will play each other. The winners of these two series will play for the League Championship. The winner of the League Championship will play the other League Champion in the World Championship.

11. READING THE VIEW TEAMS SCREEN

Batters:

- **Avg** – Batting Average. This number does not change.
- **HR** – This number will increase with each home run hit in a single game, then change back to the original number at the start of each game.
- **H** – Handedness. R is Right, L is Left, S is Switch hitter.
- **P** – Position in the Field.
- **SP** – Speed. The range is 3-20.
- **Con** – Contact. This is the ability to make contact with the ball. The range is 50-90.
- **Pwr** – Power. This is how hard the batter can hit the ball. The range is 10-92.
- **S** – Stance. R is Regular, P is Power, and F is Fast.

Pitchers:

- **Hand** – Pitching Hand. R is Right, L is Left (sidearm pitchers are indicated in the stats).
- **D** – Decline. This is the ability to throw the sinker (knuckleball) pitch. The range is 2-14.
- **S** – Strong Curve. This is the ability to curve the ball across his body. The range is 4-15
- **W** – Weak Curve. This is the ability to curve the ball against his body. The range is 2-12.
- **SL** – Slow Pitch Speed.
- **ME** – Medium Pitch Speed.
- **FA** – Fast Pitch Speed.

12. PASSWORDS

The password is displayed at the bottom of page two of the newspaper screen. Passwords are used to continue a series. Write down your password after each game. The "series type" will determine how many spaces are available to enter a password. As you play through a season, your password will grow. When you start the playoffs, it will return to the original size.

***Note:** The password for "Game Breakers" mode is only displayed on the game breakers situation selection screen.*

13. MAIN SCREEN DISPLAYS

- **Stamina Meter** – The stamina meter shows how much full strength pitching is remaining. The pitcher has the same ability until the meter is empty. When the meter is empty, the pitcher will rapidly lose his pitching ability. When the meter is red, your pitcher has lost all of his pitching ability.
- **Defense Position** – Below the Stamina meter is the current defensive positioning. The three possibilities are Normal, In, and Out.
- **Count Lights** – The count lights show the current balls, strikes, and outs.

14. GAME TIPS

Pitching:

The fastball and knuckleball pitches use two stamina points each. The normal, spitball, and pitch-out pitches use one stamina point each. A hit batter will cost the pitcher 8 stamina points.

Batting:

Do not stand still in the batter's box. Try to fool the pitcher as to where you will be when the ball is thrown.

Although you cannot fully control the hitting of fly balls or grounders, you can better the chances of getting such a hit by pressing the Directional Pad UP to swing for a grounder, or DOWN to swing for a fly.

General:

If you replace a fielder with a player who is not from the same position, he will make more errors than a player who plays that position. Replace an outfielder with an outfielder, an infielder with an infielder, and a catcher with a catcher.

When you throw or run with the ball, choose the desired direction with the Directional Pad, then press the A or B button. Do not select a direction, let go, then press the A or B button. You must hold down the Directional Pad until after the button is pressed.

Practice the "Rifle" throw. When you press the Directional Pad and the A button at the same time, you will get a more powerful throw. The rifle throw is something that you should always try to do.

In Home Run Derby, if you want to use your favorite batter in a different stadium, choose human vs. human next to the Player's option on the main setup screen. Player one selection determines which stadium both players will bat in. Use player two to select your team and batter.

If you score more than ten runs in an inning, the scoreboard will only show the one's digit.

ATLANTA

BATTER	H	S	AVG	HR
Otis Nixon	S	17	269	1
Ron Gant	R	13	274	36
Fred McGriff	L	7	291	37
David Justice	L	7	270	40
Terry Pendleton	S	7	272	17
Jeff Blauser	R	10	305	15
Francisco Cabrera	R	5	241	4
Damon Berryhill	S	5	245	8
Sid Bream	S	7	252	9
Mark Lemke	L	12	276	6
Deion Sanders	R	6	225	4
Greg Olson	R	9	323	0
Bill Pecota	R	5	228	0
Rafael Belliard	R	5	228	0

PITCHER	H	S	ERA
Greg Maddux	R	236	
Steve Avery	L	294	
Tom Glavine	L	320	
John Smoltz	R	362	
Steve Bedrosian	R	163	
Greg McMichael	RS	206	
Jay Howell	R	231	
Mark Merchant	L	286	
Kent Wachters	R	450	
Mike Stanton	L	467	

BALTIMORE

BATTER	H	S	AVG	HR
Brady Anderson	L	13	263	13
Mike McLemore	S	12	284	4
Cal Ripken	R	8	257	24
Chris Hollis	R	6	310	29
Harold Baines	L	5	313	20
Leo Gomez	R	5	197	10
Jack Voigt	R	7	296	6
David Segui	S	6	273	10
Mark Parent	R	6	259	4
Mike Devereaux	R	8	250	14
Lonnie Smith	R	11	286	6
Mike Pagliarulo	L	9	303	9
Harold Reynolds	S	9	252	4
Tim Lulett	R	8	300	2

PITCHER	H	S	ERA
Ben McDonald	R	339	
Jamie Moyer	L	343	
Fernando Valenzuela	L	494	
Rick Sutcliffe	R	575	
Gregg Olson	R	160	
Jim Poole	L	215	
Alan Mills	R	323	
Todd Frohworth	RS	383	
Mark Williamson	R	491	
Braed Pennington	L	655	

BOSTON

BATTER	H	S	AVG	HR
Scott Fletcher	R	11	285	5
Mike Greenwell	L	9	315	13
Rob Deer	R	7	210	21
Maurice Vaughn	L	8	297	29
Andre Dawson	R	6	273	13
John Valentin	R	8	278	11
Ernie Riles	L	7	189	5
Bob Melvin	R	5	222	3
Scott Cooper	L	7	279	9
Billy Hatcher	R	10	287	9
Tony Pena	R	6	181	4
Bob Zupcic	R	7	241	2
Luis Rivera	R	8	208	1
Carlos Quintana	R	5	244	1

PITCHER	H	S	ERA
Frank Viola	L	314	
Danny Darwin	R	326	
Roger Clemens	R	446	
John Dopper	R	497	
Jeff Russell	R	270	
Scott Bankhead	R	350	
Ken Ryan	R	360	
Greg Harris	RS	377	
Paul Quantrill	R	391	
Tony Fossas	L	518	

CALIFORNIA

BATTER	H	S	AVG	HR
Luis Polonia	L	18	271	1
Damon Easley	R	9	313	2
Chili Davis	S	6	243	27
Tim Salmon	R	8	283	31
JT Snow	S	6	241	16
Greg Myers	R	8	255	7
Torey Lovullo	S	7	251	6
Gary Disarcina	R	7	238	3
Chad Curtis	R	17	285	6
Stan Javier	S	11	291	3
Rene Gonzales	R	8	251	2
Kurt Stillwell	S	8	215	1
Ron Tingley	R	7	200	0
Rod Correia	R	8	266	0

PITCHER	H	S	ERA
Chuck Finley	L	315	
Mark Langston	L	497	
Joe Magrane	RS	735	
John Farrell	R	286	
Joe Grahe	R	286	
Mike Butcher	R	286	
Steve Froy	LS	298	
Scott Sanderson	R	446	
Ken Patterson	L	458	
Doug Untch	R	736	

H = Handicapped S = Speed AVG = Batting Average HR = Home Runs ERA = Earned Run Average

CHICAGO (NATIONAL)

BATTER	H	S	AVG	HR
Mark Grace	L	9	325	14
Ryne Sandberg	R	9	309	9
Rick Wilkins	L	6	303	30
Sammy Sosa	R	15	261	33
Steve Buechele	R	6	272	15
Kevin Robinson	S	6	189	9
Dwight Smith	L	9	300	11
Jose Vizcaino	S	9	287	4
Derrick May	L	8	295	10
Glenallen Hill	R	9	224	5
Eric Yelding	R	5	186	3
Candy Maldonado	R	8	204	1
Willie Wilson	R	8	258	1
Ray Sanchez	R	6	282	0

PITCHER	H	S	ERA
Jose Bautista	R	282	
Greg Hibbard	LS	396	
Mike Morgan	R	403	
Jose Guzman	R	434	
Randy Myers	L	311	
Sham Bossie	R	343	
Paul Assenmacher	L	349	
Bob Scanlan	R	454	
Chuck McElroy	L	455	
Dan Plesac	L	474	

CHICAGO (AMERICAN)

BATTER	H	S	AVG	HR
Lance Johnson	L	17	311	0
Tim Lincecum	S	12	306	16
Robbin Ventura	L	7	262	22
Frank Thomas	R	8	317	41
Ron Karkovice	R	6	228	20
Ellis Burks	R	8	275	17
Dan Pasqua	L	8	205	5
Ozzie Guillen	L	8	280	4
Bob Jackson	R	6	232	16
George Bell	R	5	217	13
Jose Cora	S	13	268	2
Mike Lavalliere	L	6	258	0
Craig Grebeck	R	7	226	1
Ivan Calderon	R	7	209	1

PITCHER	H	S	ERA
Wilson Alvarez	L	295	
Alex Fernandez	R	313	
Jack McDowell	R	337	
Jason Bere	R	347	
Roberto Hernandez	R	229	
Donn Pell	RS	322	
Jeff Schwartz	R	371	
Scott Radinsky	L	428	
Kirk McCaskill	R	523	
Bobby Thigpen	R	571	

CINCINNATI

BATTER	H	S	AVG	HR
Reginald Sanders	R	13	274	20
Roberto Kelly	R	12	319	9
Kevin Mitchell	R	7	341	19
Chris Sabo	R	7	259	21
Joe Oliver	R	4	239	14
Barry Larkin	R	10	315	8
Randy Milligan	R	8	274	6
Hal Morris	L	7	317	7
Brian Dorssett	R	6	254	2
Jacob Brumfield	R	12	268	6
Gary Varsho	L	6	232	2
Juan Samuel	R	9	230	4
Jeff Branson	L	6	241	3
Blip Roberts	S	12	240	1

PITCHER	H	S	ERA
Jose Rijo	R	248	
Tim Lincecum	R	526	
Bobby Ayala	R	560	
Dwayne Henry	R	667	
Jerry Spradlin	R	349	
Jeff Reardon	R	409	
Scott Service	R	430	
Greg Cadaret	LS	496	
Rob Dibble	R	648	
Kevin Wickander	L	675	

CLEVELAND

BATTER	H	S	AVG	HR
Ken Lofton	L	20	325	1
Wayne Kirby	S	11	289	6
Carlos Baerga	L	11	321	21
Albert Belle	R	12	290	38
Paul Sorrento	L	7	257	18
Reggie Jefferson	S	6	249	10
Randy Milligan	R	8	274	6
Ortiz	R	5	221	0
Candy Maldonado	R	6	186	3
Tom Howard	S	7	236	3
Carlos Martinez	R	6	244	5
Alvaro Espinoza	R	8	278	4
Jeff Treadway	L	7	303	2
Felix Fermin	R	8	263	2

PITCHER	H	S	ERA
Tom Kramer	R	401	
Mark Clark	R	428	
Jose Mesa	R	482	
Dennis Cook	L	567	
Derek Lilliquist	L	225	
Jerry Dipoto	R	240	
Eric Plunk	R	279	
Jeremy Hernandez	RS	314	
Bill Wertz	R	362	
Kevin Wickander	L	675	

H = Handicapped S = Speed AVG = Batting Average HR = Home Runs ERA = Earned Run Average

COLORADO

BATTER	H	S	AVG	HR	H	S	AVG	HR	H	S	AVG	HR
Eric Young	R	17	269	3	R	13	234	14	R	13	266	8
Dante Bionette	R	11	310	21	R	10	329	12	R	11	300	15
Andres Galaraga	R	8	366	22	R	5	267	30	R	10	320	20
Charlie Hayes	R	9	305	25	S	7	245	32	R	11	287	21
Daryl Boston	L	8	261	14	R	10	300	22	R	7	249	15
Jerald Clark	R	9	282	13	L	11	261	13	S	7	262	13
Vinny Castilla	R	8	255	9	R	8	267	13	R	8	283	11
Danny Shearer	R	8	278	4	R	8	290	9	R	8	257	2
Chris Jones	R	10	273	6	L	7	286	15	R	5	244	11
Roberto Mejia	R	8	231	5	S	10	313	7	R	7	250	9
Fred Benavides	R	7	286	3	R	8	281	2	R	7	250	9
Joe Giardi	R	8	290	3	R	13	213	0	S	8	284	3
Jim Tatum	R	5	204	1	L	7	293	2	S	8	240	1
Alex Cole	L	14	256	0	S	12	213	0	L	7	245	0
PITCHER	H	ERA			H	ERA			H	ERA		
Aramando Reynoso	R	400	LS	419	R	342	RS	340	R	277	R	277
Greg Harris	R	459	R	444	R	426	R	447	R	298	R	298
Willie Blair	R	475	R	447	R	449	R	449	R	379	R	379
Kent Botsfield	R	507	R	522	R	466	R	466	R	416	R	416
Bruce Ruffin	L	387	R	364	R	170	R	364	R	261	R	261
Darren Holmes	RS	405	RS	340	R	289	RS	340	RS	312	RS	312
Steve Reed	RS	448	R	361	R	326	R	361	R	351	R	351
Gary Wayne	L	505	R	478	R	379	R	478	R	454	R	454
Jeff Parrett	R	538	R	505	R	501	R	505	R	483	R	483
Marcus Moore	R	684	L	535	R	501	R	535	R	483	R	483

DETROIT

BATTER	H	S	AVG	HR	H	S	AVG	HR	H	S	AVG	HR		
Eric Davis	R	13	234	14	R	10	266	8	R	13	266	8		
Alan Trammell	R	10	329	12	R	11	300	15	R	11	300	15		
Cecil Fielder	R	5	267	30	R	10	320	20	R	10	320	20		
Mickey Tettleton	S	7	245	32	R	11	287	21	R	11	287	21		
Travis Fryman	R	10	300	22	R	7	249	15	R	7	249	15		
Kirk Gibson	L	11	261	13	S	7	262	13	S	7	262	13		
Dan Gladden	R	8	267	13	R	8	283	11	R	8	283	11		
Lou Whitaker	R	8	290	9	R	8	257	2	R	8	257	2		
Chad Kreuter	L	7	286	15	R	8	256	6	R	8	256	6		
Tony Phillips	S	10	313	7	R	5	244	11	R	5	244	11		
Skeeter Barnes	R	8	281	2	R	7	250	9	R	7	250	9		
Gary Thorman	R	13	213	0	S	8	284	3	S	8	284	3		
Scott Livingstone	L	7	293	2	S	8	240	1	S	8	240	1		
Milt Ouyler	S	12	213	0	L	7	245	0	L	7	245	0		
PITCHER	H	S	ERA	H	S	ERA	H	S	H	S	ERA	H	S	ERA
David Wells	LS	419	R	342	R	342	R	277	R	277	R	277	R	277
John Doherty	R	444	R	426	R	426	R	298	R	298	R	298	R	298
Tom Bolton	L	447	R	449	R	449	R	379	R	379	R	379	R	379
Mike Moore	R	522	R	466	R	466	R	416	R	416	R	416	R	416
Mike Henneman	RS	264	R	170	R	170	R	261	R	261	R	261	R	261
Bill Krueger	L	340	R	289	RS	291	RS	312	RS	312	RS	312	RS	312
Joe Boever	R	361	R	326	R	326	R	351	R	351	R	351	R	351
Kurt Knudson	R	478	R	379	R	379	R	454	R	454	R	454	R	454
Storm Davis	R	505	R	501	R	501	R	483	R	483	R	483	R	483
Bob MacDonald	L	535	R	501	R	501	R	483	R	483	R	483	R	483

FLORIDA

BATTER	H	S	AVG	HR	H	S	AVG	HR	H	S	ERA
Chuck Carr	S	18	267	4	R	342			R	342	
Jeff Conine	R	8	292	12	R	426			R	426	
Orestes DeStrada	R	7	255	20	R	449			R	449	
Gary Sheffield	R	11	294	20	L	466			R	466	
Benito Santiago	R	9	230	13	R	289			R	289	
Junior Felix	S	7	238		RS	291			R	326	
Barberie	S	8	277	5	R	379			R	379	
Rich Renteria	R	8	255	2	R	416			R	416	
Greg Briley	L	8	194	3	R	454			R	454	
Darrell Whitmore	L	7	204	4	R	483			R	483	
Alex Arias	R	7	269	2	R	501			R	501	
Bob Natal	R	7	214	1	S	535			R	535	
Walt Weiss	S	8	266	1	L	570			R	570	
Dave Magadan	L	7	259	1							
PITCHER	H	S	ERA								
Luis Aquino	R	342									
Charlie Hough	R	426									
Jack Armstrong	R	449									
Chris Hammond	L	466									
Bryan Harvey	R	170									
Cris Carpenter	R	289									
Matt Turner	RS	291									
Richie Lewis	R	326									
Rich Rodriguez	L	379									
Joe Klink	R	416									

HOUSTON

BATTER	H	S	AVG	HR	H	S	AVG	HR	H	S	ERA
Steve Finley	L	13	266	8	R	13	266	8	R	277	
Luis Gonzalez	R	11	300	15	R	11	300	15	R	298	
Jeff Bagwell	R	10	320	20	R	10	320	20	R	379	
Craig Biggio	R	11	287	21	R	11	287	21	L	416	
Eric Anthony	R	7	249	15	R	7	249	15	R	261	
Ken Caminiti	S	7	262	13	S	7	262	13	RS	312	
Andujar Cedeño	R	8	283	11	R	8	283	11	L	320	
Chris Donnels	L	8	257	2	L	8	257	2	R	351	
Chris James	R	8	256	6	R	8	256	6	R	454	
Scott Servais	R	5	244	11	R	5	244	11	R	483	
Ed Taubensee	L	7	250	9	L	7	250	9	R	277	
Kevin Bass	S	8	284	3	S	8	284	3	R	298	
Casey Candaele	S	8	240	1	S	8	240	1	R	379	
Jose Uribe	S	7	245	0	S	7	245	0	L	416	
PITCHER	H	S	ERA	H	S	ERA	H	S	H	S	ERA
Mark Portugal	R	277		R	277		R	277	R	277	
Pete Harnisch	R	298		R	298		R	298	R	298	
Doug Drabek	R	379		R	379		R	379	R	379	
Greg Swindell	L	416		L	416		L	416	R	416	
Xavier Hernandez	R	261		R	261		R	261	R	261	
Tom Edens	RS	312		RS	312		RS	312	R	312	
Alfonso Osuna	L	320		L	320		L	320	R	320	
Darryl Kile	R	351		R	351		R	351	R	351	
Doug Jones	R	454		R	454		R	454	R	454	
Brian Williams	R	483		R	483		R	483	R	483	

H = Handicapped S = Speed AVG = Batting Average HR = Home Runs ERA = Earned Run Average

KANSAS CITY

BATTER	H	S	AVG	HR	H	S	AVG	HR
Felix Jose	S	14	253	6	L	17	298	1
Brian Mrae	S	13	282	12	L	8	266	19
GB First	L	8	266	19	R	5	247	23
Mike MacFarlane	R	7	273	20	R	8	318	35
Wally Joyner	L	7	292	15	R	13	234	14
Gary Gaetti	R	6	245	14	L	6	222	8
Kevin McReynolds	R	7	245	11	R	6	222	12
Greg Gagne	R	8	280	10	R	8	256	2
Phil Hlatt	R	7	218	7	R	7	266	11
Rico Rossy	R	5	221	2	R	6	253	2
Brent Mayne	L	8	254	2	S	8	244	2
Chris Gwynn	L	8	300	1	L	7	238	2
Hobie Brooks	R	6	286	1	R	7	276	2
Jose Lind	R	7	248	0	S	14	269	1
PITCHER	H	S	ERA	H	S	ERA	H	S
Kevin Appier	R	256	R	312	R	365	R	404
David Cone	R	333	R	344	R	401	R	441
Tom Gordon	RS	404	R	359	R	486	R	486
Hipolito Pichardo	R	227	R	413	R	533	R	533
Jeff Montgomery	R	227	R	413	R	533	R	533
Billy Brewer	L	346	R	225	R	413	R	413
Stan Belinda	R	361	R	261	RS	231	LS	283
John Hefner	R	415	R	408	R	362	R	362
Mark Gubicza	R	466	R	509	R	458	R	458
Greg Cadaret	LS	496	R	605	R	556	R	556

LOS ANGELES

BATTER	H	S	AVG	HR	H	S	AVG	HR	H	S	AVG	HR
Brett Butler	L	17	298	1	L	17	298	1	L	17	298	1
Dave Hansen	L	6	347	4	L	6	347	4	L	6	347	4
Eric Karros	R	5	262	23	R	5	262	23	R	5	262	23
Mike Piazza	R	8	318	35	R	8	318	35	R	8	318	35
Eric Davis	R	13	234	14	R	13	234	14	R	13	234	14
Henry Rodriguez	L	6	222	12	L	6	222	12	L	6	222	12
Tim Lincecum	R	6	222	12	R	6	222	12	R	6	222	12
Mike Sharperson	R	8	256	2	R	8	256	2	R	8	256	2
Con Snyder	R	6	266	11	R	6	266	11	R	6	266	11
Carlos Hernandez	R	6	253	2	R	6	253	2	R	6	253	2
Mitchell Weber	S	8	244	2	S	8	244	2	S	8	244	2
Lenny Harris	L	7	238	2	L	7	238	2	L	7	238	2
Jody Reed	S	7	276	2	S	7	276	2	S	7	276	2
Jose Offerman	S	14	269	1	S	14	269	1	S	14	269	1
PITCHER	H	S	ERA		H	S	ERA		H	S	ERA	
Tom Candiotti	R	312			R	312			R	312		
Ramon Martinez	R	344			R	344			R	344		
Orel Hershiser	R	359			R	359			R	359		
Kevin Gross	R	413			R	413			R	413		
Roger McDowell	R	225			R	225			R	225		
Jim Gatt	RS	231			RS	231			RS	231		
Pedro Martinez	R	261			R	261			R	261		
Rick Trienek	R	408			R	408			R	408		
Omar Daal	R	505			R	505			R	505		
Todd Worrell	L	609			L	609			L	609		

MONTREAL

BATTER	H	S	AVG	HR
Marquis Grissom	R	17	298	19
Delino DeShields	L	11	295	2
Moises Alou	R	11	286	18
Larry Walker	L	14	265	22
Sean Berry	R	9	261	14
Wilfred Cordero	R	9	248	10
Darrin Fletcher	L	6	255	9
Greg Colburn	R	7	255	4
John Vandermal	L	8	233	5
Tim Spehr	R	7	230	2
Frank Bolick	S	6	211	4
Mike Lansing	R	12	287	3
Tim Laker	R	8	198	0
Lou Frazier	S	12	286	1

PITCHER	H	ERA
Ken Hill	R	323
Dennis Martinez	R	385
Chris Nabholz	L	409
Butch Henry	L	612
John Wetteland	R	137
Jeff Fassero	LS	229
Melquiades Rojas	R	295
Tim Scott	R	301
Jeff Shaw	R	413
Brian Barnes	L	441

NEW YORK (NATIONAL)

BATTER	H	S	AVG	HR
Vince Coleman	S	16	279	2
Tony Fernandez	S	12	306	4
Eddie Murray	S	7	285	27
Bobby Bonilla	S	8	265	34
Jeff Kent	R	8	270	21
Jerome Burnitz	L	8	243	13
Ryan Thompson	R	8	250	11
Tood Hundley	S	5	228	11
Joe Orsulak	L	8	284	8
Dave Gallagher	R	8	274	6
Howard Johnson	S	8	238	7
Chico Walker	S	8	225	5
Tim Bogar	R	5	244	3
Jeff McKnight	S	7	256	2

PITCHER	H	ERA
Dwight Gooden	R	345
John Hillman	L	397
Frank Tanana	LS	448
Pete Schourek	L	596
Mike Maddux	R	360
Anthony Young	R	377
Jeff Innis	R	411
Mike Draper	R	425
Dave Telgheder	R	476
John Franco	L	520

NEW YORK (AMERICAN)

BATTER	H	S	AVG	HR
Pat Kelly	R	9	273	7
Dion James	L	6	332	7
Mike Stanley	R	6	305	26
Danny Tarabull	R	6	250	31
Don Mattingly	L	6	291	17
Kevin Maas	L	6	205	9
Mike Gallego	R	8	283	10
Randy Velarde	R	8	301	7
Paul O'Neill	L	7	311	20
Jim Leyritz	R	6	309	14
Matt Nokes	L	5	249	10
Bernie Williams	S	8	268	12
Wade Boggs	L	6	302	2
Spike Owen	S	7	234	2

PITCHER	H	ERA
Jimmy Key	LS	300
Scott Kamieniecki	R	408
Jim Abbott	L	437
Bob Wickman	R	463
Paul Assenmacher	L	349
Steve Farr	RS	421
Lee Smith	R	450
Rich Monteleone	R	484
Steve Howe	L	497
Bob Munoz	R	532

OAKLAND

BATTER	H	S	AVG	HR
Ruben Sierra	S	13	233	22
Scott Hemond	R	11	256	6
Dave Henderson	R	5	220	20
Mark McGwire	R	6	333	9
Troy Neel	L	7	290	19
Craig Paquette	R	7	219	12
Mike Aldrete	L	7	267	10
Scott Brosius	R	8	249	6
Terry Steinboch	R	8	285	10
Brent Gates	S	8	290	7
Scott Lytle	R	7	225	2
Mike Bordick	R	8	249	3
Jerry Browne	S	8	250	2
Lance Blankenship	R	9	190	2

PITCHER	H	ERA
Bobby Witt	R	421
Ron Darling	R	516
Bob Welch	R	529
Kelly Downs	R	564
Rick Honeycutt	LS	281
Edwin Nunez	R	381
Dennis Ekersley	RS	416
Rich Gossage	R	453
Vince Horsman	L	540
Mike Mohler	L	560

H = Handicapped S = Speed AVG = Batting Average HR = Home Runs ERA = Earned Run Average

PHILADELPHIA

BATTER	H	S	AVG	HR
Lenny Dykstra	L	15	305	19
Jim Eschenrich	L	9	318	7
Darren Daulton	L	8	257	24
Pete Incaviglia	R	7	274	24
Dave Hollins	S	8	273	18
John Kruk	L	9	316	14
Mariano Duncan	S	8	282	11
Ricky Jordan	R	7	289	5
Wes Chamberlain	R	8	282	12
Kim Battsie	R	7	282	5
Juan Bell	S	7	234	5
Mill Thompson	L	8	262	4
Mickey Morandini	L	11	247	3
Kevin Stocker	S	9	324	2

PITCHER	H	ERA
Terry Mulholland	L	325
Tom Greene	R	342
Danny Jackson	L	377
Curt Schilling	R	401
David West	L	292
Larry Andersen	R	292
Donn Pail	RS	322
Mike Williams	L	334
Roger Mason	R	405
Ben Rivera	RS	501

PITTSBURGH

BATTER	H	S	AVG	HR
Jay Bell	R	12	310	9
Andy Van Slyke	L	10	310	8
Carlos Garcia	R	11	269	12
Al Martin	L	12	281	18
Dave Clark	R	7	271	11
Don Slaught	R	7	300	10
Jeff King	R	8	295	9
Orlando Merced	S	8	313	8
Lonnle Smith	R	11	286	6
Kevin Young	R	7	236	6
Tom Foley	L	7	253	3
Lloyd McClendon	R	7	221	2
Tom Prince	L	6	196	2
Mike Lavalliere	L	6	258	0

PITCHER	H	ERA
Steve Cooke	L	389
Paul Wagner	RS	426
Dave Otto	L	503
Bob Walk	R	568
Joel Johnston	R	338
Stan Belinda	R	361
Bias Minor	R	409
Jeff Ballard	LS	486
Denny Neagle	L	531
Mark Petkovsek	R	696

SAN DIEGO

BATTER	H	S	AVG	HR
Derek Bell	R	12	262	21
Tony Gwynn	L	10	358	7
Arch Cianfrocco	R	7	243	12
Phil Plantier	L	7	240	34
Phil Clark	R	7	313	9
Tim Teitel	R	8	250	7
Guillermo Velasquez	L	5	210	3
Bob Geren	R	5	214	3
Billy Bean	L	8	260	5
Ricky Gutierrez	R	8	251	5
Craig Shipley	R	9	235	4
Kurt Stillwell	S	8	215	1
Jeff Gardner	L	8	262	1
Kevin Higgins	L	6	221	0

PITCHER	H	ERA
Andy Benes	R	378
Pat Gomez	L	512
Kerry Taylor	R	645
Andy Ashby	R	680
Pedro Martinez	L	243
Gene Harris	RS	303
Jeremy Hernandez	RS	314
Trevor Hoffman	R	390
Tim Lauer	R	400
Mark Davis	L	426

SEATTLE

BATTER	H	S	AVG	HR
Mike Felder	S	11	211	1
Rich Amaral	R	11	290	1
Jay Buhner	R	8	272	27
Ken Griffey	L	11	309	45
Tino Martinez	R	7	265	17
Mike Blowers	R	8	280	15
Bret Boone	R	8	251	12
Dave Valle	R	6	258	13
Bill Haselman	R	8	255	5
Pete O'Brien	L	6	257	7
Greg Litton	R	6	299	3
Omar Vizquel	S	9	255	2
Dave Magadan	L	7	259	1
Mackey Sasser	L	7	218	1

PITCHER	H	ERA
Randy Johnson	LS	324
Chris Bosto	R	345
Erik Hanson	R	347
Tim Leary	R	505
Norm Charlton	L	234
Dennis Powell	LS	415
Jeff Nelson	R	434
Rich DeLucia	R	463
Ted Power	R	536
Dwayne Henry	R	667

H = Handicapped S = Speed AVG = Batting Average HR = Home Runs ERA = Earned Run Average

SAN FRANCISCO

BATTER	H	S	AVG	HR
Darren Lewis	R	17	253	2
Robby Thompson	R	9	312	19
Matt Williams	R	8	294	38
Berry Bonds	L	13	336	46
Jeff Reed	L	6	261	6
Mark Carreon	R	8	327	7
Will Clark	L	8	283	14
Todd Benzing	R	7	288	6
Mike Benjamin	R	5	199	4
Royce Clayton	R	9	282	6
Dave Martinez	L	7	241	5
Kirt Manwaring	R	7	275	5
Steve Scaresone	R	6	252	2
Willie Moge	S	9	301	4
PITCHER	H	ERA		
Billy Swift	R	282		
John Burkett	R	365		
Bryan Hickerson	L	426		
Jim Deshaies	L	441		
Rod Beck	R	216		
Kevin Rogers	LS	268		
Mike Jackson	R	303		
Dave Burba	R	425		
Jeff Brantley	RS	428		
Dave Righetti	L	570		

ST. LOUIS

BATTER	H	S	AVG	HR
Gregg Jefferies	S	17	342	16
Bernard Gilley	R	11	305	16
Todd Zelle	R	8	277	17
Mark Whiten	S	11	253	25
Brian Jordan	R	10	309	10
Gerald Perry	L	7	337	4
Tom Pagnozzi	R	6	258	7
Rod Brewer	L	7	286	2
Ray Lankford	L	10	238	7
Geronimo Pena	S	10	256	5
Luis Alicea	S	9	279	3
Tracy Woodson	R	5	208	0
Ozzie Smith	S	12	288	1
Erik Pappas	R	8	276	1
PITCHER	H	ERA		
Donovan Osborne	L	376		
Rene Arocha	R	378		
Bob Tewksbury	R	383		
Rheal Cormier	LS	433		
Mike Perez	R	248		
Les Lancaster	R	293		
Lee Guetterman	LS	293		
Omar Olivares	R	417		
Lee Smith	R	450		
Rob Murphy	L	487		

TEXAS

BATTER	H	S	AVG	HR
David Hulse	L	15	290	1
Julio Franco	R	8	289	14
Rafael Palmeiro	L	12	295	37
Juan Gonzalez	R	7	310	46
Dean Palmer	R	8	245	33
Chris James	R	8	256	6
Ivan Rodriguez	R	8	273	10
Gary Redus	R	8	288	6
Jose Canseco	R	8	255	10
Doug Strange	S	8	256	7
Doug Dascenzo	S	7	199	2
Mario Diaz	R	7	273	2
Geno Petralli	L	7	241	1
Manuel Lee	S	8	220	1
<hr/>				
PITCHER	H	ERA		
Kevin Brown	R	359		
Kenny Rogers	LS	409		
Charlie Leibrandt	L	455		
Brian Bohannon	L	476		
Cris Carpenter	R	289		
Tom Henke	R	291		
Gene Nelson	RS	312		
Matt Whiteside	R	432		
Bob Patterson	L	478		
Craig Lefters	LS	605		

TORONTO

BATTER	H	S	AVG	HR
Roberto Alomar	S	18	326	17
Rickey Henderson	R	17	289	21
John Olerud	L	7	363	24
Joe Carter	R	8	254	33
Paul Molitor	R	12	332	22
Devon White	S	15	273	15
Ed Sprague	R	6	260	12
Randy Knorr	R	7	248	4
Pat Borders	R	7	254	9
Darrin Jackson	R	6	216	5
Turner Ward	S	7	192	4
Danell Coles	R	7	253	4
Tony Fernandez	S	12	306	4
Alfredo Griffin	S	5	211	0
PITCHER				
Pat Hentgen	R	387		
Juan Guzman	R	399		
Al Leiter	L	411		
Todd Stottlemyre	RS	484		
Duane Ward	R	213		
Mark Eichhorn	R	272		
Danny Cox	RS	312		
Tony Castillo	L	338		
Woody Williams	R	438		
Mike Timlin	R	469		

H = Handedness S = Speed AVG = Batting Average HR = Home Runs ERA = Earned Run Average

AMERICAN ALL-STARS

BATTER	H	S	AVG	HR
Roberto Alomar	S	18	326	17
Paul Molitor	R	12	332	22
Ken Griffey	L	11	309	45
Juan Gonzalez	R	7	310	46
Frank Thomas	R	8	317	41
Albert Belle	R	12	290	38
Cal Ripken	R	8	257	24
Terry Steinbach	R	8	285	10
Joe Carter	R	8	254	33
John Olerud	L	7	363	24
Kirby Puckett	R	8	296	22
Carlos Baerga	S	11	321	21
Ivan Rodriguez	R	8	273	10
Wade Boggs	L	6	302	2
PITCHER	H	ERA		
Jimmy Key	LS	300		
Mark Langston	L	320		
Randy Johnson	LS	324		
Jack McDowell	R	337		
Gregg Olson	R	160		
Duane Ward	R	213		
Jeff Montgomery	R	227		
Roberto Hernandez	R	229		
Rick Aguilera	R	311		
Mike Mussina	R	446		

NATIONAL ALL-STARS

BATTER	H	S	AVG	HR
Marquis Grissom	R	17	298	19
Gregg Jefferies	S	17	342	16
David Justice	L	7	270	40
Barry Bonds	L	13	336	46
Mike Piazza	R	8	318	35
Andres Galaraga	R	8	366	22
Gary Sheffield	R	11	294	20
Mark Grace	L	9	325	14
Bobby Bonilla	S	8	265	34
Darren Daulton	L	8	257	24
John Kruk	L	9	316	14
Ryne Sandberg	R	9	309	9
Berry Larkin	R	10	315	8
Tony Gwynn	L	10	358	7
PITCHER	H	ERA		
Steve Avery	L	294		
John Smoltz	R	362		
John Burkett	R	365		
Andy Benes	R	378		
John Wetteland	R	137		
Bryan Harvey	R	170		
Rod Beck	R	216		
Jim Gott	RS	231		
Terry Mulholland	L	325		
Mitch Williams	LS	529		

H = Handedness S = Speed AVG = Batting Average HR = Home Runs ERA = Earned Run Average

TORONTO 92

BATTER	H	S	AVG	HR
Roberto Alomar	S	17	310	8
Devon White	S	16	248	17
Dave Winfield	R	8	290	26
Joe Carter	R	11	264	34
John Olerud	L	6	284	16
Pat Borders	R	5	242	13
Jeff Kent	R	7	240	8
Kelly Gruber	R	8	229	11
Candy Maldonado	R	8	272	20
Ed Sprague	R	5	234	1
Derek Bell	R	10	242	2
Manuel Lee	S	7	263	3
PT First	R	6	252	0
Alfredo Griffin	S	7	233	0

PITCHER	H	ERA
Juan Guzman	R	264
Jimmy Key	LS	353
Jack Morris	R	404
Todd Stottlemyre	RS	450
Duane Ward	R	195
Tom Henke	R	225
David Cone	R	254
Mark Eichhorn	R	308
Dave Stieb	R	504
David Wells	LS	540

OAKLAND 92

BATTER	H	S	AVG	HR
Rickey Henderson	R	17	283	15
Mike Bordick	R	10	300	3
Ruben Sierra	S	11	278	17
Mark McGwire	R	5	288	42
Harold Baines	L	7	253	16
Terry Steinbach	R	7	279	12
CL Third	R	7	262	7
Jerry Browne	S	8	287	3
Randy Ready	R	6	200	3
Eric Fox	S	8	238	3
Lance Blankenship	R	11	241	3
Joe Catcher	R	6	220	2
Willie Wilson	R	13	270	0
Walt Weiss	S	7	212	0

PITCHER	H	ERA
Bob Welch	R	327
Dave Stewart	R	366
Ron Darling	R	366
Mike Moore	R	412
Jim Corsi	R	143
Jeff Russell	R	163
Dennis Ekersley	RS	191
Vince Horsman	L	249
Jeff Parrett	R	302
Rick Honeycutt	LS	369

PITTSBURGH 92

BATTER	H	S	AVG	HR
Andy Van Slyke	L	12	324	14
Don Slaught	R	8	345	4
Jeff King	R	7	231	14
Barry Bonds	L	16	311	34
Jay Bell	R	8	264	9
Gary Varsho	L	9	222	4
Orlando Merced	S	8	247	6
Gary Redus	R	11	256	3
Lloyd McClendon	R	8	253	3
Mike Lavalliere	L	8	256	2
Cecil Espy	S	8	258	1
John Wehner	R	7	179	0
Alex Cole	L	11	278	0
Jose Lind	R	6	235	0

PITCHER	H	ERA
Doug Drabek	R	277
Zane Smith	L	306
Randy Tomlin	L	341
Danny Jackson	L	384
Tim Wakefield	R	215
Bob Patterson	L	292
Stan Belinda	R	315
Bob Walk	R	320
Roger Mason	R	409
Denny Neagle	L	448

ATLANTA 92

BATTER	H	S	AVG	HR
Deion Sanders	L	15	304	8
Otis Nixon	S	15	294	2
David Justice	S	7	256	21
Terry Pendleton	L	8	311	21
Brian Hunter	R	7	239	14
Jeff Blauser	R	7	262	14
Sid Bream	L	7	261	10
Mark Lemke	S	7	227	6
Ron Gant	R	14	259	17
Lonnell Smith	R	8	247	6
Damon Berryhill	S	6	228	10
Greg Olson	R	6	228	3
Jeff Treadway	L	8	222	0
Rafael Belliard	R	6	211	0

PITCHER	H	ERA
Tom Glavine	L	276
John Smoltz	R	285
Steve Avery	L	320
Charlie Leibrandt	L	336
Pete Smith	R	204
Mark Wohlers	R	254
Marvin Freeman	R	322
Kent Mercker	L	342
Alejandro Pena	R	407
Mike Stanton	L	409

H = Handicapped S = Speed AVG = Batting Average HR = Home Runs ERA = Earned Run Average

TORONTO 91

BATTER	H	S	AVG	HR
Roberto Alomar	S	18	295	9
Devon White	S	15	282	17
Kelly Gruber	R	9	252	20
Joe Carter	R	11	273	33
John Olerud	L	7	256	17
Candy Maldonado	R	8	250	12
DP First	L	7	239	11
Greg Myers	L	5	262	8
Pat Borders	R	5	244	5
MW Center	S	10	241	2
RM Third	L	7	250	2
RG Short/Stop	R	5	195	1
PT First	R	6	216	1
Manuel Lee	S	8	224	0

PITCHER	H	ERA
Tom Candiotti	R	265
Jimmy Key	LS	305
David Wells	LS	372
Todd Stottlemyre	RS	378
Tom Henke	R	231
Duane Ward	R	277
Juan Guzman	R	299
Mike Timlin	R	316
Dave Stieb	R	317
JA Pitcher	R	520

MINNESOTA 91

BATTER	H	S	AVG	HR
Chuck Knoblauch	R	13	281	1
Shane Mack	R	11	310	18
Kent Hrobek	L	8	284	20
Chili Davis	S	8	277	29
Kirby Puckett	R	10	319	15
Brian Harper	R	7	311	10
Greg Gagne	R	9	265	8
Scott Leius	R	8	286	5
Randy Bush	L	8	303	6
Dan Gladden	R	12	247	6
Mike Pagliarulo	L	7	279	6
Gene Larkin	S	8	286	2
Junior Ortiz	R	6	209	0
AN Short/Stop	S	8	191	0

PITCHER	H	ERA
Kevin Tapani	RS	299
Scott Erickson	R	318
John(Jack) Morris	R	343
AA Pitcher	L	496
Rick Aguilera	R	235
Carl Willis	R	263
Terry Leach	R	361
Mark Guthrie	L	432
SB Pitcher	R	442
DW Pitcher	L	454

PITTSBURGH 91

BATTER	H	S	AVG	HR
Gary Redus	R	11	246	7
Gary Varsho	L	10	273	4
Bobby Bonilla	S	8	302	18
Barry Bonds	L	16	292	25
Jay Bell	R	10	270	16
Orlando Merced	S	8	275	10
Steve Buschelle	R	6	246	4
Mike Lavalliere	L	7	289	3
Andy VanSlyke	R	7	288	7
Lloyd McClendon	R	8	265	3
Jose Lind	R	8	265	3
Cecil Espy	S	9	244	1
Curtis Wilkerson	S	7	188	2
Don Slaught	R	7	295	1

PITCHER	H	ERA
Randy Tomlin	L	288
Doug Drabek	R	307
John Smiley	L	308
Zane Smith	L	320
Roger Mason	R	303
Bill Landrum	R	318
Stan Belinda	R	345
Bob Patterson	L	411
Neal Heaton	L	433
BK Pitcher	L	465

ATLANTA 91

BATTER	H	S	AVG	HR
Otis Nixon	S	20	297	0
Jeff Treadway	L	8	320	3
Terry Pendleton	S	10	319	22
Ron Gant	R	14	251	32
David Justice	L	8	275	21
Brian Hunter	R	8	251	12
Sid Bream	L	7	253	11
Jeff Blauser	R	7	259	11
Deion Sanders	L	14	191	4
Damon Berryhill	S	7	188	5
Lonnell Smith	R	8	275	7
Greg Olson	R	5	241	6
Mark Lemke	S	7	234	2
Rafael Belliard	R	6	249	0

PITCHER	H	ERA
Tom Glavine	L	254
Steve Avery	L	338
Charlie Leibrandt	L	349
John Smoltz	R	380
JB Pitcher	R	224
Alejandro Pena	R	240
Kent Mercker	L	258
Mike Stanton	L	288
Marvin Freeman	R	300
JC Pitcher	R	391

H = Handicapped S = Speed AVG = Batting Average HR = Home Runs ERA = Earned Run Average

BOSTON 90

BATTER	H	S	AVG	HR
Mike Greenwell	L	9	297	14
Jody Read	R	8	289	5
Tom Brunansky	R	8	267	15
Ellis Burks	R	10	296	21
Luis Rivera	R	7	225	7
Timothy Naehring	R	6	271	2
Carlos Quintana	R	7	287	7
Tony Pena	R	8	263	7
DE Outfield	R	7	249	13
MM Outfield	R	7	286	4
Felix Jose	R	7	246	6
RH Catcher	L	7	302	6
Wade Boggs	L	7	272	2
KR Outfield	R	7	272	2
JM Third	R	5	241	0
MR Second	R	7	226	0

PITCHER	H	ERA
Roger Clemens	R	193
Michael Boddicker	R	336
DK Pitcher	R	397
Greg Harris	RS	400
Jeff Reardon	R	316
Thomas Bolton	L	338
JG Pitcher	R	444
DL Pitcher	R	468
Jeff Reed	R	482
WG Pitcher	R	488

OAKLAND 90

BATTER	H	S	AVG	HR
Rickey Henderson	R	18	325	28
CL Third	R	10	268	3
Jose Canseco	R	11	274	37
Mark McGwire	R	5	235	39
Dave Henderson	R	6	271	20
Terry Steinbach	R	6	251	9
Michael Gallego	R	7	206	3
Walt Weiss	S	8	265	2
Harold Baines	L	7	284	16
Felix Jose	S	7	264	8
RH Catcher	L	5	213	5
JJ Outfield	L	7	192	2
WR Second	R	8	257	1
Lance Blankenship	R	7	191	0

PITCHER	H	ERA
David Stewart	R	256
Bob Welch	R	295
Scott Sanderson	R	388
Mike Moore	R	465
Dennis Ekersley	RS	061
Gene Nelson	RS	157
Joe Klink	L	204
Frederick Honeycutt	L	270
TB Pitcher	R	297
Curt Young	L	484

PITTSBURGH 90

BATTER	H	S	AVG	HR
Andrew Van Slyke	L	11	284	17
Gary Redus	R	10	247	6
Bobby Bonilla	S	8	280	32
Barry Bonds	L	17	301	33
Sid Bream	L	8	270	15
Jeff King	R	7	245	14
CM First	R	6	240	10
Don Stought	R	7	300	4
Jay Bell	R	10	254	7
Lloyd McClendon	R	6	164	2
Michael Lavalierre	L	7	258	3
Walter Backman	S	8	292	2
Jose Lind	S	8	261	1
RR Outfield	S	10	288	0

PITCHER	H	ERA
Zane Smith	L	254
Douglas Drabek	R	276
Robert Walk	R	375
John Smiley	L	463
TL Pitcher	R	213
Randy Tomlin	L	254
Robert Patterson	L	295
RK Pitcher	L	302
Neal Heaton	L	345
Stanley Belinda	R	355

CINCINNATI 90

BATTER	H	S	AVG	HR
Barry Larkin	R	14	301	7
Mariano Duncan	R	12	306	10
Eric Davis	R	11	260	24
Chris Sabo	R	12	270	25
Paul O'Neill	L	8	270	16
GB Left	R	8	299	6
Joe Oliver	R	5	231	8
Bill Doran	S	12	300	7
Hal Morris	L	9	340	7
Billy Hatcher	R	14	276	5
HW Left	L	11	256	3
Todd Benzinger	S	8	253	5
Jeff Reed	L	7	251	3
RO Second	S	8	299	0

PITCHER	H	ERA
Jose Rijo	R	270
Jack Armstrong	R	342
Mike Jackson	R	361
Tom Browning	L	380
Rob Dibble	R	174
Randy Myers	L	208
Norm Charlton	L	274
TL Pitcher	R	349
TB Pitcher	L	366
RM Pitcher	R	428

H = Handicapped S = Speed AVG = Batting Average HR = Home Runs ERA = Earned Run Average

TORONTO 89

BATTER	H	S	AVG	HR
TL Outfield	R	17	229	0
Tony Fernandez	S	13	257	11
Kelly Gruber	R	9	290	18
Fred McGriff	L	8	269	36
George Bell	R	8	297	18
LM Outfield	L	12	221	11
EW Catcher	L	7	262	11
NL Second	S	11	263	5
Junior Felix	S	12	258	9
MW Outfield	S	11	251	5
Manny Lee	S	8	260	3
Pat Borders	R	7	257	3
RM Second	L	6	238	3
BB Catcher	R	7	173	1

PITCHER	H	ERA
JC Pitcher	L	307
Dave Stieb	R	335
Jimmy Key	LS	388
MF Pitcher	L	393
Tom Henke	R	192
David Wells	LS	240
FW Pitcher	R	366
Duane Ward	R	377
Todd Stottlemyre	RS	388
TC Pitcher	L	567

CHICAGO 89 (NATIONAL)

BATTER	H	S	AVG	HR
Shawon Dunston	R	12	278	9
Dwight Smith	L	10	324	9
Andre Dawson	R	9	252	21
Ryne Sandberg	R	11	290	30
Mark Grace	L	10	314	13
Lloyd McClendon	R	7	286	12
AS Shortstop	S	6	282	9
MW Outfield	L	7	243	7
VL Third	R	7	235	7
Jerome Walton	R	12	293	5
Damon Berryhill	R	6	257	5
Mich Webster	S	11	257	3
DR Shortstop	R	8	263	1
Curtis Wilkerson	S	8	244	1

PITCHER	H	ERA
Greg Maddux	R	295
Mike Bielecki	R	314
Rick Sutcliffe	R	366
PK Pitcher	L	438
Les Lancaster	R	136
Mich Williams	LS	264
JP Pitcher	R	377
Scott Sanderson	R	394
Paul Assemacher	L	399
Steve Wilson	L	420

SAN FRANCISCO 89

BATTER	H	S	AVG	HR
Brett Butler	L	14	283	4
Robby Thompson	R	11	241	13
Will Clark	L	10	333	23
Kevin Mitchell	R	8	291	47
Matt Williams	R	7	202	18
Candy Maldonado	R	6	229	9
GL Second	R	8	252	4
TK Catcher	L	5	239	5
EB Shortstop	L	6	278	7
PS Outfield	L	8	221	6
KO Left	L	7	269	2
DN Outfield	R	10	265	1
Jose Uribe	S	8	221	1
Kirt Manring	R	7	210	0

PITCHER	H	ERA
SG Pitcher	R	227
RR Pitcher	R	294
DR Pitcher	R	343
BK Pitcher	L	513
Craig Leflerts	LS	269
SB Pitcher	RS	287
ML Pitcher	R	317
DO Pitcher	L	346
AH Pitcher	L	376
Jeff Brantley	RS	407

H = Handicapped S = Speed AVG = Batting Average HR = Home Runs ERA = Earned Run Average

BOSTON 88

BATTER	H	S	AVG	HR
Ellis Burks	R	13	294	18
Wade Boggs	L	8	366	5
DE Outfield	R	8	293	21
Mike Greenwell	L	12	325	22
LP First	R	6	259	7
Todd Beninger	S	6	254	13
RG Catcher	L	5	231	9
Spike Owen	S	6	249	5
JH Left	S	7	264	15
RC Catcher	R	7	269	3
KR Outfield	R	8	192	1
MB Second	R	7	283	1
Jody Read	R	6	293	1
Brady Anderson	L	9	230	0

PITCHER	H	ERA
Roger Clemens	R	293
Bruce Hurst	L	366
OB Pitcher	R	534
MS Pitcher	R	597
Mike Boddicker	R	263
Lee Smith	R	280
BS Pitcher	R	319
DL Pitcher	R	348
WG Pitcher	R	350
Tom Bolton	L	475

OAKLAND 88

BATTER	H	S	AVG	HR
CL Third	R	13	279	7
Luis Polonia	L	13	292	2
Mark McGwire	R	6	260	32
Jose Canseco	R	15	307	42
Dave Henderson	R	6	304	24
Terry Steinbach	R	7	265	9
Walt Weiss	S	7	250	3
GH Second	R	7	255	3
DP Outfield	L	6	257	12
RH Catcher	L	6	257	7
DB Left	R	5	220	7
Stan Javier	S	11	257	2
Tony Phillips	S	7	203	2
Mike Gallego	R	6	209	2

PITCHER	H	ERA
Dave Stewart	R	323
Bob Welch	R	364
Storm Davis	R	370
Curt Young	L	413
Dennis Eckersley	RS	235
Greg Cadaret	LS	289
EP Pitcher	R	300
Gene Nelson	RS	306
TB Pitcher	R	316
Rick Honeycutt	LS	350

NEW YORK 88 (NATIONAL)

BATTER	H	S	AVG	HR
Len Dykstra	L	13	270	8
Tim Lincecum	R	5	234	4
Kevin McReynolds	R	11	288	27
Darryl Strawberry	L	13	269	39
Howard Johnson	S	12	230	24
KH First	L	6	276	11
Gary Carter	R	5	242	11
KE ShortStar	S	5	214	9
MW Outfield	S	11	296	8
Mackey Sasser	S	7	285	1
BL Outfield	L	6	231	0
Dave Magadan	L	5	277	1
LM Left	R	8	147	0
Wally Backman	S	9	303	0

PITCHER	H	ERA
Bob Djeida	L	288
Sid Fernandez	L	303
Dwight Gooden	R	319
Ron Darling	R	325
Randy Myers	L	172
David Cone	R	222
Terry Leach	R	254
Roger McDowell	R	263
Bob McClure	L	409
Edwin Nunez	R	450

LOS ANGELES 88

BATTER	H	S	AVG	HR
Steve Sax	R	16	277	5
JS Outfield	S	11	263	10
MM Outfield	R	7	277	20
Kirk Gibson	L	13	290	25
RD Catcher	R	7	251	7
FS First	L	8	223	8
JH Third	R	5	236	6
TW Third	R	6	249	3
Mike Scioscia	L	5	257	3
DA Shortstop	R	7	249	2
MD Outfield	L	8	196	2
MH Left	R	6	293	1
DH Outfield	L	7	242	0
Alfredo Griffin	S	8	199	1

PITCHER	H	ERA
Orel Hershisser	R	225
Tim Lincecum	R	291
Tim Lincecum	R	291
FY Pitcher	L	424
BH Pitcher	R	170
Alejandro Pena	R	191
Jay Howell	R	208
JT Pitcher	L	241
Jesse Orsoco	LS	272
TC Pitcher	R	314

H = Handicappedness S = Speed AVG = Batting Average HR = Home Runs ERA = Earned Run Average

DETROIT 87

BATTER	H	S	AVG	HR
Kirk Gibson	L	13	277	24
Alan Trammell	R	12	343	28
Mat Nokes	L	7	289	32
DE First	L	7	257	34
CL Outfield	R	6	277	20
Lou Whitaker	L	11	265	16
BM Left	R	7	279	14
LH Left	R	8	324	9
TB Third	R	8	241	13
DS Center	R	8	273	6
MH Catcher	R	7	261	8
DC Third	R	6	181	4
PS Outfield	L	11	259	6
JG Left	L	5	202	2

PITCHER	H	ERA
Jack Morris	R	338
Frank Tanana	LS	391
WT Pitcher	R	405
DP Pitcher	R	561
DA Pitcher	RS	298
Mike Henneman	L	367
WH Pitcher	R	396
NS Pitcher	R	488
EK Pitcher	R	537
JR Pitcher	R	537

MINNESOTA 87

BATTER	H	S	AVG	HR
Dan Gladden	R	12	249	8
Kirby Puckett	R	10	332	28
Tom Brunansky	R	8	259	32
Ken Hrbek	L	7	285	34
Gary Gaetti	R	8	257	31
TL Catcher	R	6	191	16
Greg Gagne	R	8	265	10
RS Second	S	6	275	8
Randy Bush	L	8	253	11
SL Second	R	7	238	8
Gene Larkin	S	7	266	4
MD Outfield	R	11	267	1
SB Catcher	R	5	171	1
AI Newiman	S	11	221	0

PITCHER	H	ERA
Frank Viola	L	290
BB Pitcher	R	401
LS Pitcher	R	437
MS Pitcher	R	594
JB Pitcher	R	394
Jeff Reardon	R	448
KA Pitcher	R	454
GF Pitcher	R	498
JN Pitcher	R	626
DS Pitcher	L	639

ST. LOUIS 87

BATTER	H	S	AVG	HR
Vince Coleman	S	20	289	3
Ozzie Smith	S	16	303	0
Terry Pendleton	S	11	286	12
Jack Clark	R	6	286	35
Willie McGee	S	12	285	11
JL Center	R	7	208	8
Tony Pena	R	8	214	5
TB Third	L	11	277	0
John Morris	L	10	261	3
CF Outfield	L	11	285	3
Steve Lake	R	7	251	2
Lance Johnson	L	14	220	0
JH Second	S	11	263	2
Jose Quiroga	S	8	286	1

PITCHER	H	ERA
Joe Magrane	L	354
GM Pitcher	L	373
Danny Cox	RS	388
BF Pitcher	R	432
Todd Worrell	R	266
Ken Dayley	L	266
RH Pitcher	L	382
JT Pitcher	L	384
PP Pitcher	L	438
BO Pitcher	R	447

SAN FRANCISCO 87

BATTER	H	S	AVG	HR
JL Outfield	R	11	280	19
MA Outfield	L	8	325	9
Will Davis	S	10	250	24
Chili Clark	L	9	308	35
BB Catcher	R	8	267	18
Kevin Mitchell	R	9	306	15
CS Third	R	6	249	11
Robby Thompson	R	11	262	10
Candy Maldonado	R	8	292	20
Bob Melvin	R	5	199	11
Matt Williams	R	7	188	8
Jose Uribe	S	10	291	5
EM Left	L	9	252	4
HS Third	L	7	267	1

PITCHER	H	ERA
AH Pitcher	L	358
Kelly Downs	R	363
ML Pitcher	R	460
DR Pitcher	R	274
JR Pitcher	R	279
DD Pitcher	L	320
SS Pitcher	R	322
Craig Lefferts	LS	323
RR Pitcher	R	432

H = Handicappedness S = Speed AVG = Batting Average HR = Home Runs ERA = Earned Run Average

BOSTON 86

BATTER	H	S	AVG	HR
MB Second	R 11	286	4	
Wade Boggs	L 6	357	8	
DE Outfield	R 7	259	26	
DB Left	R 6	238	31	
JR Left	R 6	324	20	
BB First	L 7	267	18	
RG First	L 6	258	16	
QA Shortstop	R 7	237	2	
TA Outfield	R 7	264	11	
Steve Lyons	L 8	250	1	
Spike Owen	S 8	183	1	
ER Shortstop	R 6	210	2	
MS Catcher	R 5	193	1	
DS Infield	R 5	128	0	

PITCHER	H	ERA
Roger Clemens	R	248
Bruce Hurst	L	299
QB Pitcher	R	378
AN Pitcher	R	538
CS Pitcher	R	141
SC Pitcher	R	392
BS Pitcher	R	437
WG Pitcher	R	438
JS Pitcher	L	484
JS Pitcher	R	494

CALIFORNIA 86

BATTER	H	S	AVG	HR
GP Outfield	S 17	258	5	
MR Outfield	L 7	375	2	
BO Right	R 7	267	20	
Wally Joyner	L 7	290	22	
RJ Infield	L 6	241	18	
DD Shortstop	R 6	256	15	
Dick Schofield	R 13	249	13	
BB Catcher	R 5	222	7	
JH Third	L 7	272	4	
RW Second	L 7	219	3	
JN Catcher	L 6	221	1	
Devon White	S 8	236	1	
GP Left	R 7	264	0	
Mark McLemore	S 6	250	0	

PITCHER	H	ERA
Mike Witt	R	284
Kirk McCaskill	R	336
DS Pitcher	R	374
RR Pitcher	R	550
John Candelaria	L	254
DM Pitcher	R	297
GL Pitcher	L	315
Chuck Finley	L	330
TF Pitcher	L	351
DC Pitcher	R	366

NEW YORK 86 (NATIONAL)

BATTER	H	S	AVG	HR
Len Dykstra	L 14	295	8	
MG Outfield	S 13	289	9	
GC Catcher	R 6	255	24	
Darryl Strawberry	L 13	259	27	
KH First	S 8	310	13	
Howard Johnson	S 8	245	10	
RK Third	R 7	298	11	
Tim Lincecum	R 6	247	4	
GF Outfield	R 6	227	13	
Kevin Mitchell	R 7	277	12	
EH Catcher	L 6	265	4	
DH Outfield	L 8	282	5	
LM Outfield	S 5	277	2	
Wally Backman	S 10	320	1	

PITCHER	H	ERA
Bob Ojeda	L	257
Ron Darling	R	281
Dwight Gooden	R	284
Sid Fernandez	L	352
Jesse Orosco	LS	233
Terry Lach	R	270
Roger McDowell	R	302
DS Pitcher	R	306
Rick Aguilara	R	388
Randy Myers	L	422

HOUSTON 86

BATTER	H	S	AVG	HR
Bill Doran	S 16	276	6	
Billy Hatcher	S 15	258	6	
Kevin Bass	S 12	311	20	
Glenn Davis	R 7	265	31	
AA Catcher	S 7	257	7	
DW Third	L 6	312	13	
PG Infield	R 9	265	9	
TP Outfield	L 7	244	3	
CR Infield	L 6	249	6	
MB Catch	S 5	176	4	
Dickie Thon	R 7	248	3	
TW Outfield	R 14	222	0	
JP Second	R 8	283	1	
DL Outfield	R 7	235	1	

PITCHER	H	ERA
MS Pitcher	R	222
BK Pitcher	L	314
JD Pitcher	L	325
NR Pitcher	R	334
Danny Darwin	R	231
CK Pitcher	R	259
DS Pitcher	R	273
Larry Andersen	R	278
AL Pitcher	R	346
MK Pitcher	R	422

H = Handicapped S = Speed AVG = Batting Average HR = Home Runs ERA = Earned Run Average

TORONTO 85

BATTER	H	S	AVG	HR
LM Outfield	L 16	259	18	
DG Second	R 13	282	8	
JB Right	R 13	289	27	
George Bell	R 12	275	28	
EW Catcher	L 6	245	19	
WJ First	L 8	275	15	
RM Third	L 6	295	10	
GI Third	R 8	313	7	
BM Catcher	R 7	163	4	
Cecil Fielder	R 8	312	4	
LM Second	L 7	212	2	
Tony Fernandez	S 11	289	2	
Manny Lee	S 7	200	0	
Mitch Webster	S 7	251	0	

PITCHER	H	ERA
Dave Stieb	R	248
Jimmy Key	LS	300
DA Pitcher	R	345
JC Pitcher	R	378
Tom Henke	R	202
BC Pitcher	R	299
GL Pitcher	L	310
JA Pitcher	R	323
DL Pitcher	R	332
RM Second	R	447

KANSAS CITY 85

BATTER	H	S	AVG	HR
Willie Wilson	S 18	278	4	
Lonnie Smith	R 16	257	6	
GB Third	L 10	335	30	
SB First	R 5	243	36	
FW Second	R 8	249	22	
DM Outfield	R 7	222	17	
JS Catcher	R 6	245	10	
JO First	L 6	267	4	
HS Left	R 5	259	14	
PM Outfield	L 10	228	3	
JW Catcher	R 6	236	1	
OC Shortstop	R 6	204	2	
BB Shortstop	R 7	188	1	
LJ Left	R 5	211	0	

PITCHER	H	ERA
Charlie Leibrandt	L	269
Bret Saberhagen	RS	287
Danny Jackson	L	342
Bud Black	L	433
MH Pitcher	R	193
DQ Pitcher	RS	237
Steve Farr	RS	311
Mark Gubicza	R	405
JB Pitcher	R	407
MJ Pitcher	L	478

ST. LOUIS 85

BATTER	H	S	AVG	HR
Willie McGee	S 20	353	10	
Vince Coleman	S 20	267	1	
Andy Van Slyke	L 15	259	13	
Jack Clark	R 7	281	22	
TH Second	S 14	302	8	
Ozzie Smith	S 14	276	6	
Terry Pendleton	S 11	240	5	
DP Catcher	L 8	221	0	
SL Left	R 8	280	4	
SB Outfield	L 5	239	1	
Lonnie Smith	R 7	262	0	
OC Second	R 9	207	0	
ID Third	R 7	222	0	
TN Catcher	R 6	225	0	

PITCHER	H	ERA
JT Pitcher	L	193
Danny Cox	RS	288
JA Pitcher	R	340
NA Pitcher	R	559
Ken Dayley	L	276
Todd Worrell	R	291
RH Pitcher	L	291
BC Pitcher	R	350
BF Pitcher	R	390
Joe Boever	R	441

LOS ANGELES 85

BATTER	H	S	AVG	HR
Mariano Duncan	S 16	244	6	
Steve Sax	R 13	279	1	
MM Outfield	R 7	293	28	
PG Left	R 10	320	33	
GB First	L 7	251	21	
KL Center	L 10	268	12	
Mike Scioscia	L 7	296	7	
DA Third	R 7	199	4	
Candy Maldonado	R 6	225	5	
RR Outfield	R 9	293	0	
RR Outfield	R 8	292	0	
EC Infield	S 8	266	0	
BR Infield	S 7	260	0	
SV Catcher	R 6	207	0	

PITCHER	H	ERA
Orel Hershiser	R 202	
FV Pitcher	L 245	
JR Pitcher	L 292	
Rick Honeycutt	LS 342	
Bob Welch	R 231	
TN Pitcher	R 271	
KH Pitcher	R 377	
Steve Howe	L 491	
Alejandro Pena	R 831	
BH Pitcher	R 900	

H = Handicapped S = Speed AVG = Batting Average HR = Home Runs ERA = Earned Run Average

AMERICAN ALL-STAR 89

BATTER	H	S	AVG	HR
Bo Jackson	R	17	256	32
Kirby Puckett	R	10	339	9
Ruben Sierra	S	12	306	29
Mark McGwire	R	8	231	33
Mickey Tettleton	S	8	258	26
Don Mattingly	L	9	304	23
Cal Ripken	R	8	257	21
Gary Gaetti	R	13	254	19
J.L. Cantor	R	6	254	24
Harold Baines	L	12	270	16
Julio Franco	R	8	316	13
Terry Steinbach	R	11	273	7
Steve Sax	R	9	316	5
Wade Boggs	L	9	331	3

PITCHER	H	ERA
Chuck Finley	L	257
Mark Gubicza	R	304
NR Pitcher	R	320
Greg Swindell	L	337
Jeff Russell	R	198
Doug Jones	R	234
Dan Plesac	L	235
Dave Stewart	R	332
Neal Heaton	L	345
Mike Henneman	RS	370

AMERICAN ALL-STAR 90

BATTER	H	S	AVG	HR
Tony Gwynn	L	17	337	4
Ozzie Smith	S	17	273	2
Howard Johnson	S	8	287	36
Kevin Mitchell	R	12	291	47
Eric Davis	R	8	281	34
Glenn Davis	R	8	270	34
Ryne Sandberg	R	8	290	30
Benito Santiago	R	11	236	16
VH Center	L	13	259	26
Bobby Bonilla	S	8	281	24
Will Clark	L	10	333	23
Andre Dawson	R	13	254	21
PG First	R	12	312	17
Tony Pena	R	7	262	4

PITCHER	H	ERA
Orel Herschiser	R	231
RR Pitcher	R	294
John Smoltz	R	294
Rick Sutcliffe	R	366
Jay Howell	R	158
Bill Landrum	R	167
Mark Davis	L	185
TB Pitcher	R	254
Mitch Williams	LS	276
John Franco	L	312

AMERICAN ALL-STAR 91

BATTER	H	S	AVG	HR
Rickey Henderson	R	18	325	28
Steve Sax	R	16	260	4
Mark McGwire	R	5	235	39
Cecil Fielder	R	6	277	51
Jose Canseco	R	11	274	37
Kelly Gruber	R	11	274	31
Lance Parrish	R	7	268	24
KJR Griffey	L	11	300	22
Ellis Burks	R	10	296	21
George Bell	R	7	265	21
Cal Ripken	R	7	250	21
Julio Franco	R	13	296	11
Sandy Alomar	R	7	290	9
Wade Boggs	L	7	302	6

PITCHER	H	ERA
Chuck Finley	L	240
Dave Stieb	R	293
Bob Welch	R	295
Randy Johnson	LS	365
Dennis Eckersley	RS	061
Booby Thigpen	R	183
Roger Clemens	R	193
Doug Jones	R	231
Gregg Olson	R	242
Bret Saberhagen	RS	327

NATIONAL ALL-STAR 90

BATTER	H	S	AVG	HR
Barry Bonds	L	17	301	33
Lenny Dykstra	L	17	325	9
Darryl Strawberry	R	9	277	37
Ryne Sandberg	R	12	306	40
Matt Williams	R	8	277	33
Chris Sabo	R	12	270	25
Will Clark	L	8	295	19
Benito Santiago	R	8	270	11
Kevin Mitchell	R	8	290	35
Bobby Bonilla	S	8	280	32
Andre Dawson	R	11	310	27
Gregg Olson	R	7	262	7
Sandy Alomar	S	13	287	6
Ozzie Smith	S	13	254	1

PITCHER	H	ERA
Frank Viola	L	267
Ramon Martinez	R	292
Dennis Martinez	R	295
Jack Armstrong	R	342
Jeff Brantley	RS	156
Rob Dibble	R	174
Randy Myers	L	208
Lee Smith	R	239
John Franco	L	252
Neal Heaton	L	305

H = Handedness S = Speed AVG = Batting Average HR = Home Runs ERA = Earned Run Average

AMERICAN ALL-STAR 91

BATTER	H	S	AVG	HR
Rickey Henderson	R	18	268	18
Paul Molitor	R	13	325	17
Cal Ripken	R	9	323	34
Cecil Fielder	R	5	261	44
Joe Carter	R	11	273	33
Danilo Taraballi	R	9	316	31
Rafael Palmeiro	L	8	322	26
CF Catcher	R	6	241	18
Dave Henderson	R	8	276	25
Ruben Sierra	S	11	307	25
KJR Griffey	L	11	327	22
Roberto Bonilla	L	7	332	8
Wade Boggs	L	12	273	3
Ozzie Guillen	R	6	217	0

PITCHER	H	ERA
Roger Clemens	R	262
Mark Langston	L	300
Jack Morris	R	343
Scott Sanderson	R	381
Bryan Harvey	R	160
Richard Aguilar	R	235
Dennis Eckersley	RS	296
Jeff Reardon	R	303
Jimmy Key	LS	305
Jack McDowell	R	341

NATIONAL ALL-STAR 91

BATTER	H	S	AVG	HR
Brett Butler	L	15	296	2
Ivan Calderon	R	14	300	19
Andre Dawson	R	7	272	31
Howard Johnson	S	14	259	38
Will Clark	L	9	301	29
Chris Sabo	R	11	301	26
Ryne Sandberg	R	12	291	26
Benito Santiago	R	8	267	17
Paul O'Neil	L	8	256	28
Eddie Murray	S	8	260	19
Roberto Bonilla	S	8	302	18
Tony Gwynn	L	11	317	4
Craig Biggio	R	11	295	4
Ozzie Smith	S	14	285	3

PITCHER	H	ERA
Tom Glavine	L	254
Mike Morgan	R	278
Frank Viola	L	397
Tom Browning	L	418
Lee Smith	R	234
Dennis Martinez	R	239
Peter Harnisch	R	270
John Smiley	L	308
Rob Dibble	R	317
Ramon Martinez	R	327

AMERICAN ALL-STAR 92

BATTER	H	S	AVG	HR
Brady Anderson	L	18	271	21
Roberto Alomar	S	17	310	8
Joe Carter	R	11	264	34
Mark McGwire	R	5	268	42
KJR Griffey	L	10	308	27
Carlos Baerga	S	9	312	20
Edgar Martinez	R	10	343	18
Ivan Rodriguez	R	6	260	8
Kirby Puckett	S	11	329	19
Ruben Sierra	S	11	278	17
Cal Ripken	R	8	251	14
Paul Molitor	R	14	320	12
Wade Boggs	L	8	259	7
Sandy Alomar	R	8	251	2

PITCHER	H	ERA
Charles Nagy	R	296
Jack McDowell	R	318
Kevin Brown	L	332
Mark Langston	L	366
Dennis Eckersley	RS	191
Jeff Montgomery	R	218
Roger Clemens	R	241
Mike Mussina	R	254
Juan Guzman	R	264
Rick Aguilera	R	284

NATIONAL ALL-STAR 92

BATTER	H	S	AVG	HR
Big Roberts	S	17	323	4
Ozzie Smith	S	16	295	0
Barry Bonds	L	16	311	34
Fred McGriff	L	8	286	35
Gary Sheffield	R	8	330	33
Darren Daulton	L	9	270	27
Ryne Sandberg	R	12	304	26
Larry Walker	L	11	301	23
Terry Pendleton	S	8	311	21
Will Clark	L	9	300	16
John Kruk	L	8	323	10
Benito Santiago	R	7	251	10
Craig Biggio	R	15	277	6
Tony Gwynn	L	8	317	6

PITCHER	H	ERA
Bob Tewksbury	R	216
Greg Maddux	R	218
Tom Glavine	L	276
John Smoltz	R	285
John Franco	L	164
Rod Beck	R	176
Doug Jones	R	185
Dennis Martinez	R	247
David Cone	R	268
Norm Charlton	L	299

H = Handedness S = Speed AVG = Batting Average HR = Home Runs ERA = Earned Run Average



CREDITS

Project Leader: **Richard Seaborne**

Programming: **Richard Seaborne, May Yam,
Doug Coward, Mike Alexander**

Design: **Michael Klug**

Sound and Music: **Doug Brandon, Earl Vickers**

Graphics and Animation: **Fred Andrews, Jose Erazo, Doug Gray,
Manuel Laguatan, Jules Marino**

Voices: **Jack Buck, Walter Fields**

Special Thanks: **John Arvay, Rob Boone, Mike Kruse,
Steve Calfee, Dave Portera,
Rob Rowe, Bill Hindorff**

Actors: **Mark A. Gutierrez, Will Manion,
Steven Payne, Jerry Payne**

Manual Written by: **Michael Klug**

TENGEN 90-DAY LIMITED WARRANTY

TENGEN warrants to the original purchaser of this software product that the medium on which this computer program is recorded is free from defects in material and workmanship for a period of ninety (90) days from date of purchase. TENGEN agrees to either repair or replace at its option, free of charge, any TENGEN software product. **Before any returns are accepted you must call our warranty department (408/473-9400) for a return authorization number.** You may then return the product postage paid, together with the return authorization number, sales slip or similar proof of purchase.

THIS WARRANTY IS NOT APPLICABLE TO NORMAL WEAR AND TEAR. THIS WARRANTY SHALL NOT BE APPLICABLE IF A DEFECT ARISES OUT OF ABUSE, UNREASONABLE USE, MISTREATMENT OR NEGLIGENCE OF THE SOFTWARE PRODUCT. THIS WARRANTY IS IN LIEU OF ALL OTHER WARRANTIES, WHETHER ORAL OR WRITTEN, EXPRESS OR IMPLIED. ANY IMPLIED WARRANTIES OF MERCHANTABILITY AND FITNESS FOR A PARTICULAR PURPOSE ARE HEREBY EXCLUDED. THIS WARRANTY IS LIMITED TO THE 90 DAY PERIOD DESCRIBED ABOVE AND IN NO EVENT SHALL TENGEN BE LIABLE FOR CONSEQUENTIAL OR INCIDENTAL DAMAGES RESULTING FROM THE BREACH OF ANY EXPRESS OR IMPLIED WARRANTIES RELATING TO THE SOFTWARE PRODUCT.

The provisions of this warranty are valid in the United States only. Some states do not allow limitations on how long an implied warranty lasts or exclusion of consequential or incidental damages, so the above limitations and exclusion may not apply to you. This warranty gives you specific legal rights, and you may also have other rights which vary from state to state.

Address all correspondence regarding this TENGEN game to:

TENGEN Inc., Warranty Department, P.O. Box 360782, Milpitas, CA 95036-0782

REPAIRS AFTER EXPIRATION OF WARRANTY: If your TENGEN game cartridge develops problems after the 90-day warranty period, you may contact Tengen at 1-408-473-9400. If the Tengen customer service technician is unable to solve the problem by phone, they will provide you with a RETURN MATERIAL AUTHORIZATION number (RMA). Write this number on the outside of the package used to return your defective game cartridge to Tengen. Return the defective game cartridge, freight prepaid, to Tengen at the address below. Enclose a check or money order for \$12.00, payable to "Tengen." Tengen will, at its option, subject to the conditions above, repair the cartridge or replace it with a new or repaired cartridge. If replacement cartridges are not available, the defective cartridge will be returned and the \$12.00 payment refunded.

TENGEN Inc., 675 Sycamore Drive, **Attn: Customer Service**, Milpitas, CA 95035-0782

Patents: U.S. Nos. 4,442,486/4,454,594/4,462,076/4,026,555;
Europe No. 80244; Canada Nos. 1,183,276/1,082,351; Hong Kong No. 88-4302;
Germany No. 2,609,826; Singapore No. 88-155; U.K. No. 1,535,999;
France No. 1,607,029; Japan Nos. 1,632,396/82-205605 (Pending).



PROBLEMS or QUESTIONS?

We recommend that you read this instruction booklet to learn and master the operation of this game. Should you have any further problems or questions about playing this Tengen game, please call a **Tengen game counselor** at
(408) 433-3999

**Monday through Friday from
8:30AM—5:00PM Pacific Time.**

TENGEN

675 Sycamore Drive, Milpitas, CA 95035

SEGA AND GENESIS ARE TRADEMARKS OF SEGA ENTERPRISES, LTD.
ALL RIGHTS RESERVED.

RBI: TM & ©1987 Atari Games. Licensed to Tengen, Inc. All rights reserved.
©MLBPA. Official license of Major League Baseball Players Association.

PRINTED IN U.S.A.