

# TOTAL AIR SUPERIORITY

Take command of America's next generation Air Superiority fighter. Experience the real sensation of flight as you battle land, sea, and air targets in a vivid 3-D world! The F22 Advanced Tactical Fighter has it all!



Fly over 100 unique missions in four combat zones—Iraq, Korea, Russia and the USA.



Engage 20 types of enemy targets including T-72 tanks, Mig 29 fighters, Hind helicopters, AA guns, SAM sites and enemy gunships.

For play on Sega™ Genesis™ machine\*Printed in USA.  
F-22 Interceptor Advanced Tactical Fighter is a trademark of Electronic Arts.  
Electronic Arts Customer Service, PO Box 7578, San Mateo, CA 94403-7578

**EA**  
**AIR FORCE**

"Electronic Arts succeeds in bringing computer-style entertainment to the Sega Genesis.

A 10!"

-VG&C

February 1992

- 20 Different types of enemy targets
- Over 100 unique missions to choose from—Even design your own!
- Realistic flight dynamics—pull too many Gs in your barrel roll and you'll black out!

**F22**  
**INTERCEPTOR™**



Refuel from a KC-135 tanker, or test your flying skills by landing on an aircraft carrier!



Arm your aircraft with an arsenal of modern weaponry including Sidewinders, Sparrows and long-range TOW anti-tank missiles!

**EA**  
**ELECTRONIC ARTS™**

720805

**ELECTRONIC ARTS®**




**NIGHT**  
**STORM™**



**16**  
**MEG**





# **F-117 NIGHT STORM™**

## **WARNING: READ BEFORE USING YOUR SEGA VIDEO GAME SYSTEM.**

A very small percentage of individuals may experience epileptic seizures when exposed to certain light patterns or flashing lights. Exposure to certain patterns or backgrounds on a television screen or while playing video games may induce an epileptic seizure in these individuals. Certain conditions may induce previously undetected epileptic symptoms even in persons who have no history of prior seizures or epilepsy. If you, or anyone in your family, has an epileptic condition, consult your physician prior to playing. If you experience any of the following symptoms while playing a video game — dizziness, altered vision, eye or muscle twitches, loss of awareness, disorientation, any involuntary movement, or convulsions — IMMEDIATELY discontinue use and consult your physician before resuming play.

## **!WARNING TO OWNERS OF PROJECTION TELEVISIONS!**

Still pictures or images may cause permanent picture-tube damage or mark the phosphor of the CRT (television screen). Avoid repeated or extended use of video games on large-screen projection televisions.

## **A NOTE FROM THE DESIGNER OF F-117: NIGHT STORM**

The F-117A Stealth fighter is a covert operations aircraft, designed for surgical strikes against highly defended, high-value strategic and tactical targets. The aircraft is a weapons platform capable of delivering a 2,000 pound laser-guided bomb from 25,000 feet in total darkness onto a one meter target with complete accuracy. Due to its unique shape and radar absorbent materials, its radar cross-section appears the size of a baseball. It is such an incredibly unique aircraft, that when it does its job, no one really knows that it was ever there.

This poses no small problem with balancing gameplay and realism. We've taken a little artistic license with much of the actual plane's combat capabilities and flight characteristics. Hopefully, you will find these "enhancements" intriguing and fun.

Much of the Campaign game is historical; the training missions in the Nevada desert, the Panama scenario and, of course, the Gulf War missions. As for the other future scenarios, we wish they never become reality, but hope you'll enjoy putting this remarkable aircraft through its paces anyway.

Though you'll have to acquire air-to-air combat skills to become the complete F-117A pilot, the core of the game is air-to-ground bombing. Remember that the GBU is a heavy bomb relative to the Mavericks. For a real challenge, try and complete the missions by using





only the less powerful Mavericks.

The Arcade game serves as a design counter-point to the Campaign game. In the Arcade mode, you can set up your targets and then go after them. You can also use this mode to hone your skills. Plain and simple, rack 'em up and mow 'em down.

The Campaign mode is the real core of the game. Here you'll meet a variety of characters (good guys and bad) and be presented with missions that will take some careful planning and thought, as well as fast reflexes.

One of the things that sets F-117 Night Storm apart from similar games is the use of the storybox, or "movie inset" window. It's through this area of the cockpit that much of the Campaign game's drama and action is conveyed. As a player, you'll have to keep one eye out for necessary clues and plot changes that will be critical to your success.


Stay alert, check your six often and keep a cool head at all times, but above all, have a good time flying this most spectacular aircraft.

Michael Kosaka

## CONTENTS

Starting the Game .....	6
General Controls .....	6
Weapon Selection Screen .....	7
Flight Controls.....	7
Bombsight Mode .....	8
What You See .....	9
The HUD (Heads-UP Display) .....	9
The Pause Screen .....	10
Your Map .....	10
List of Targets .....	11
Options.....	11
Your Mission.....	11
Arcade mode .....	12
Campaign Mode .....	12
Weapons .....	13
Passwords .....	14
The F-117 .....	15
Warranty Information .....	18





## THE CREATORS



### Michael Kosaka

As a designer of F-117, Michael adds Stealth Pilot to his long list of favorite roles. In his seven years here at Electronic Arts (EA), he has graced us with his abilities as Skateboard Maintenance Officer (*Skate or Die*), Football Coach

(*John Madden Football*), Sensei of the EA martial arts dojo (*Budokan*) and Senior Lawnboy (*PGA TOUR Golf*). In his spare time, Michael likes to eat chili verde burritos at 2 a.m., and skateboard down the shag halls here at EA. There he goes now!



### Chris Ebert

Chris is an interesting programmer who began his keyboard tickling at the tender age of 23. His obvious talent led him to be snapped up by Mediagenic, where he saw the light and came to EA. When he isn't pulling 14-hour days behind the EA

curtain, he participates in historical fun with the Society for Creative Anachronism, plays with his unusual collection of pirate ships, and plays four different recorders and the hammer dulcimer.



### Chuck Sommerville

Chuck has been programming since age 17, and hasn't been able to stop. He joined EA after a 7-year stint with Epyx, breaking his vow never to work for the "Evil Empire" (EA). I guess if you add enough zeros onto the end of any check,

even vows change. Chuck likes to scuba dive (they don't call him "Shark Bait" just cause he's pretty), create electronic sculptures, and skateboard in his spare time.




### Brian Krause

Brian has been interested in computers since he was a kid. He started programming on the old Vic 20 at home as a hobby, then he graduated to the Commodore 64, and later to the Amiga. He finally started getting paid for his work when

he got hired at Distinctive Software, Inc. in Burnaby, British Columbia. Working at DSI, Brian became the living, breathing proof that you don't have to hate going to work. DSI later became Electronic Arts Canada, and the rest is history.

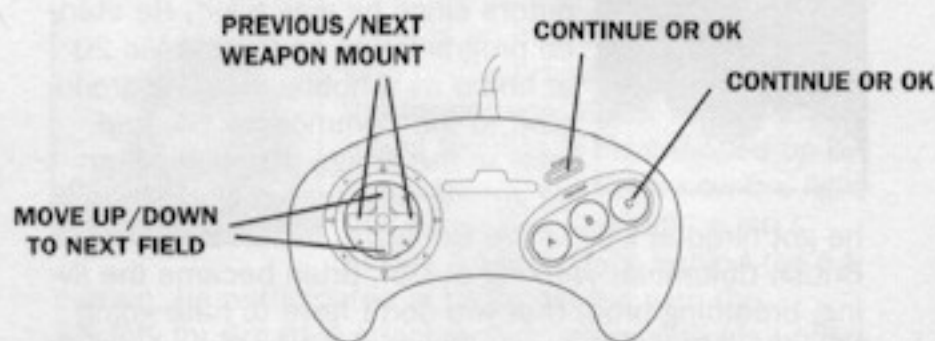




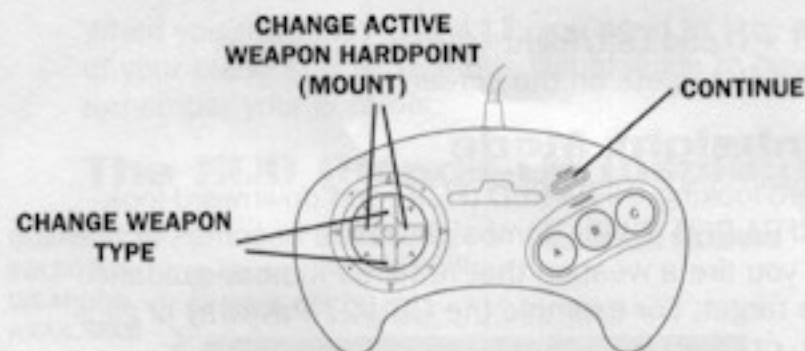
## Starting the Game

1. Turn OFF the power switch on your Sega™ Genesis™. **Never insert or remove a game cartridge when the power is on.**
2. Make sure a Controller is plugged into the port labeled Control 1 on the Genesis Console.
3. Insert the game cartridge into the slot on the Genesis. To lock the cartridge in place, press firmly.
4. Turn ON the power switch. The Electronic Arts® logo appears (if you don't see it, begin again at step 1).

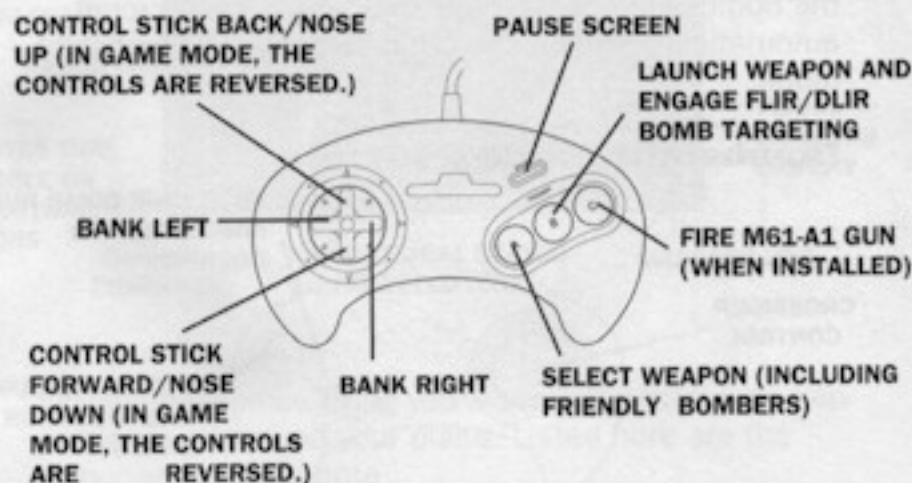
## GENERAL CONTROLS



## Weapon Selection Screen



## FLIGHT CONTROLS




START + A - Cycles through each objective in the NAV Status display

START + B - Auto target computer On/Off








START + C - Toggle between Aux View/Normal View

START + D-pad Left/Right - Cycles through all selectable targets on the screen

## Bombsight Mode

Forward-looking INFRA-RED (FLIR) and downward-looking INFRA-RED (DLIR) Bombsight mode becomes active when you fire a weapon that requires manual guidance to the target. For example the GBU-27 Paveway III glide bomb, or when the current weapon selected is a Bomber Flight (bomber flights are only available in specific Campaign missions). Onscreen indicators display zoom factor and seconds until ordinance is released. Try to keep the target in the center of the screen on the bombsight until you see an impact. Your aircraft automatically switches to autopilot when in Bombsight mode.

## Bombsight Mode Controls




*NOTE: If you return to cockpit view by pressing **B** before the bomb reaches its target, the bomb loses its laser lock and misses the target.*

## WHAT YOU SEE

When you're flying your F-117, you need to stay on top of your plane status. Use this visual guide to help you remember your controls.


## The HUD (Heads-Up Display)



Occasionally while flying you'll see different things happening in or around your plane. Listed here are the important ones to note.

- In some views, you may see your wingman flying next to you. He won't effect your flight at all, and follows your lead.
- A light-colored cone sometimes moves in front or






around your plane. This is a radar signal being emitted from an enemy ground patrol. Maneuver around it to minimize your damage.

- When flying through hostile territory, keep an eye on your damage indicator at all times. The enemy can get off a lucky hit every now and then, so if you don't want to walk home, keep alert.

## THE PAUSE SCREEN

Use the Pause Screen to find your location and heading, view the list of primary targets, and change game options.



### Your Map

At anytime during Arcade or Campaign modes, press START to pause, view your map, and change play options.

On the map, the picture of the plane represents you and the direction you're heading.

## List of Targets

Below the map is a list of targets. The color of the text describing a target determines the target's status:

- **Green** denotes a primary target. All primary objectives must be destroyed to complete a mission.
- **Yellow** denotes a secondary target. You'll score points for destroying secondary targets, but you don't have to destroy them to complete your mission.
- **Gray** denotes a destroyed target.
- **Red** denotes a friendly unit — don't destroy it!

## Options


The list down the right side of the screen is your current flight setup.

- D-Pad up/down to move option to option.
- D-Pad left/right to change the currently highlighted option.

## YOUR MISSION

Fly the world's premiere strike aircraft in tight combat missions from top-secret training grounds in Nevada, through the skies of downtown Baghdad, and into the MiG-infested skies of future global flash points: Cuba, Grenada, Lybia, Panama, Peru, Korea and Bosnia-Herzegovina.





You'll have to be cool and quick to earn the status of the World's Finest Stealth Fighter Pilot. Good luck.

## ARCADE MODE

In Arcade mode, you have unlimited weapons and can determine the number of enemy air and ground units, the environment, length of your mission, and difficulty level. A score screen appears after your mission. Your score is based on the number of enemy units destroyed. Use Arcade mode to practice your flying and targeting of enemy units.

## CAMPAIGN MODE

Campaign mode consists of 30 missions that must be completed in order. Before starting, the campaign, you may wish to change a callsign for yourself and a name for your plane. D-Pad Left/Right until you see a name you like then D-Pad Down and do the same to choose a name for your plane. When you're finished, press START. It begins with the Nevada Training missions and takes you through nine different theaters of combat. You have a finite number of weapons and a list of primary objects that must be destroyed to finish each mission and advance to the next. Your Campaign mode objective is to complete all 30 missions.

Crashing in Campaign mode can set you back a few missions, so fly with a tight head and watch the horizon.

## WEAPONS

### M61-A1 20 mm Cannon

Virtually the standard gun in all U.S. fighters, the M61-A1 has six barrels and fires 100 rounds per second. To fire it, line up your target and press C.

### AIM-9P Sidewinder

The most remarkable missile program in history. This Infra-red air-to-air homing missile is a fire-and-forget. Note that you can get target lock, fire, switch to new target, and fire a second time without the first missile losing its tracking.

### GBU-27 A/B Paveway III

A silicon-seeker head detects laser light from the target and controls the bomb's trajectory towards the laser light. Direct the Paveway's path through Bombsight mode. A direct hit destroys any target.

### AGM-65E Maverick


This model of Maverick packs 13 pounds of shaped-charge explosives for maximum penetration. Use these fire-and-forget missiles for smaller targets. Larger structures require two hits from this Maverick.

### AGM-65A Maverick

Sister of E-Model Maverick, this Maverick uses a pilot-guided system. Once you fire it, steer it to the target.







## AGM-88A HARM

The HARM (High-speed Anti-Radiation Missile) is best used against enemy radar installations. Its long stand-off range (3 miles) makes it ideal for clearing radar-infested areas.

## PASSWORDS



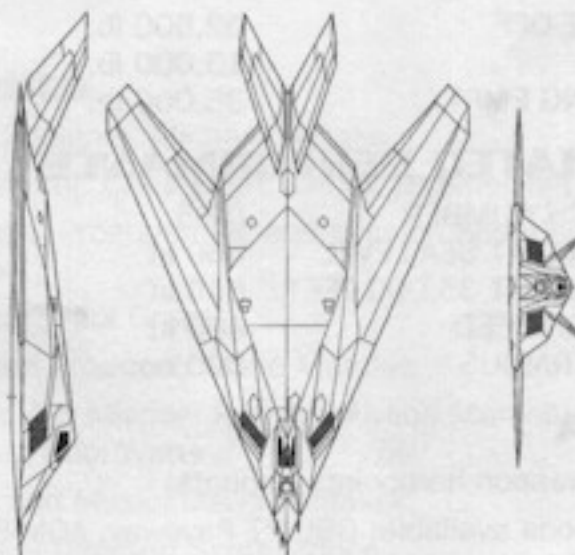
### At the Password screen:

- D-Pad any direction to move the cursor through the letters.
- Press **A** to return to the previous password selected.
- Press **B** to skip to the next letter.
- Press **C** to enter a letter and move to the next space.
- Press **START** to enter the password.

Campaign passwords are given at the end of each scenario which may consist of several missions.

Be sure to write your passwords down and keep them in a safe place.

## THE F-117



### Dimensions

WINGSPAN	43 ft. 4 in.
OVERALL LENGTH	65 ft. 11 in.
BODY LENGTH	55 ft. 1 in.
HEIGHT	12 ft. 5 in.
WING/BODY AREA	1070 sq. ft.





## POWER

TWO GENERAL ELECTRIC F404-F1D2 NON-AFTERBURN-  
ING ENGINES

THRUST 10,600 lb.

WEIGHT 1,820 lb.

## WEIGHTS

MAX TAKE-OFF 52,500 lb.

FUEL 13,000 lb.

OPERATING EMPTY 35,000 lb.

## ESTIMATED PERFORMANCE

MAX MACH NUMBER 0.95

MAX SPEED AT SEA LEVEL 560 kt

MAX SPEED AT 35,000 FEET 545 kt

CRUISING SPEED 460 kt

COMBAT RADIUS 500 nm

## F-117A

- Two weapon hardpoints (mounts)
- Weapons available: GBU-27 Paveway, AGM-88A HARM (radar), AGM-65E Maverick (laser)

## F-117C

- Five weapon hardpoints (mounts)
- Weapons available: air-to-ground: GBU-27 Paveway, AGM-88A HARM (radar-guided), AGM-65E
- Maverick (laser-guided), AGM-65A Maverick (pilot-guided) air-to-air: AIM-9P Sidewinder Other: M61-A1 20mm cannon.

## F-117E

- Seven weapon hardpoints (mounts) air-to-ground: GBU-27 Paveway, AGM-88A HARM (radar-guided), AGM-65E
- Maverick (laser-guided), AGM-65A Maverick (pilot-guided) air-to-air: AIM-9P Sidewinder Other: M61-A1 20mm cannon

## Credits

Game Designer: Michael Kosaka

Programmer: Chris Ebert, Chuck Sommerville

Additional Programming and Mission Scripting: Brian Krause

Producer: Paul Grace

Assistant Producer: Steve Matulac

Graphic Art: Michael Kosaka, Alyson Markell, Ivaylo Vaklinov, Paul Watts

Sound and Music: David Whitaker

Technical Director: Scott Cronic

Product Manager: Frank Gibeau, Simon Jeffery

Project Manager: Susan Manley

Package Design: E. J. Sarraile Design Group


Package Illustration: Thierry Thompson

Package Art Direction: Nancy Fong

Documentation Layout: Tom Peters

Testing Manager: Randy Delucchi





Lead Test: David Costa  
Product Testing: Russell Byrd, etc.  
Quality Assurance: Michael Yasko  
Original Game Concept: Michael Kosaka

## WARRANTY INFORMATION

### ELECTRONIC ARTS LIMITED WARRANTY

Electronic Arts warrants to the original purchaser of this Electronic Arts software product that the medium on which this computer program is recorded is free from defects in materials and workmanship for a period of ninety (90) days from the date of purchase. This Electronic Arts software program is sold "as is," without express or implied warranty of any kind, and Electronic Arts is not liable for any losses or damages of any kind resulting from use of this program. Electronic Arts agrees for a period of ninety (90) days to replace, free of charge, any Electronic Arts software product, postage paid, with proof of purchase, at the Electronic Arts Warranty Department. This warranty is not applicable to normal wear and tear. This warranty shall not be applicable and shall be void if the defect in the Electronic Arts software product has arisen through abuse, unreasonable use, mistreatment or neglect.

LIMITATIONS - THIS WARRANTY IS IN LIEU OF ALL OTHER WARRANTIES AND NO OTHER REPRESENTATIONS OR CLAIMS OF ANY NATURE SHALL BE BINDING ON OR OBLIGATE ELECTRONIC ARTS. ANY IMPLIED WARRANTIES APPLICABLE TO THIS SOFTWARE PRODUCT, INCLUDING WARRANTIES OF MERCHANTABILITY AND FITNESS FOR A PARTICULAR PURPOSE, ARE LIMITED TO THE NINETY (90) DAY PERIOD DESCRIBED ABOVE. IN NO EVENT WILL ELECTRONIC ARTS BE LIABLE FOR ANY SPECIAL, INCIDENTAL, OR CONSEQUENTIAL DAMAGES RESULTING FROM POSSESSION, USE OR MALFUNCTION OF THIS ELECTRONIC ARTS SOFTWARE PRODUCT. Some states do not allow limitations as to how long an implied warranty lasts and/or exclusions or limitations of incidental or consequential damages so the above limitations and/or exclusions of liability may not apply to you. This warranty gives you specific rights, and you may also have other rights which vary from state to state.

RETURNS AFTER WARRANTY - To replace defective media after the ninety (90) day warranty period has expired, send the original cartridge to Electronic Arts' address below. Enclose a statement of the defect, your name, your return address, and a check or money order for \$20.00:

Electronic Arts  
Customer Warranty  
P.O. Box 7578  
San Mateo, California 94403-7578

If you need to talk to someone about this product, call us at (415) 572-9448 Monday through Friday between 8:30 am and 4:30 pm, Pacific Time.

In Australia and New Zealand, contact:  
Electronic Arts Pty. Limited  
P.O. Box 432  
Southport, Queensland, 4215, Australia

In Australia, phone: (075) 711 811

Within New Zealand call +61 75 711 811 between 9am and 5pm Eastern Standard Time.

Unless indicated otherwise, all software and documentation is ©1993 Electronic Arts. All Rights Reserved.

**Need a Password? CALL**  
**1-900-288-HINT**  
**1-900-288-4468**

Recorded hints, tips, and passwords available 24 hours a day, 7 days a week!

**95¢ for the first minute, 75¢ for each additional minute.** If you are under 18, be sure to get a parent's permission before calling. Hotline requires a Touch-Tone telephone and is only available in the US. Call length determined by user; average length is four minutes. Messages subject to change without notice.

### NOTE TO HOTLINE CALLERS:

To help you quickly locate the information you need,





Electronic Arts will gladly send you printed hotline menus. To receive a copy, please send your name, address, title of game you want the menu to, and the hardware (Genesis, Super Nintendo, IBM, etc.) to:

Hotline Menus  
P.O. Box 7578  
San Mateo, CA  
94403-7578

ALL SOFTWARE AND DOCUMENTATION © 1993 ELECTRONIC ARTS. ALL RIGHTS RESERVED.

F-117 NIGHT STORM IS A TRADEMARK OF ELECTRONIC ARTS.

Licensed by Sega Enterprises, Ltd. for play on the Sega™ Genesis™ system.  
Sega and Genesis are Trademarks of Sega Enterprises, Ltd.

# Take Command Of The Most Vivid 3D Helicopter Simulator Ever!

**Be the first to fly the experimental, highly classified, LHX Attack Chopper. Fly missions never before possible - at night and even into treacherous weather.**



- Over 30 missions: surgical strikes, rescues, aerial intercepts and more through Libya, Vietnam and Germany
- Implement modern combat tactics like Flare stops, High Yo-Yos and Fighter Overshoots

- Engage over 40 types of enemy targets: Soviet Su-25 Ground Attack Aircraft, T-80 tanks, enemy helo's like the Havoc and Hokum.
- Eleven external views let you watch the action from almost any viewpoint.



**Then take on the missions in a AH-64A Apache Helicopter!**



- The F15 of attack choppers
- Flexible, lightweight, dangerous
- Equipped with Hellfires, Sidewinders, Stingers and more

